
			002937
	/		
	Ningbo Sunrise Elc Technology Co.,Ltd		
	Ningbo Sunrise		
	315326		
		1511	
	315326		
	www.zxec.com		
	sunrise001@zxec.com		

	1511	1511
	0574-63411656	0574-63411656
	0574-63411657	0574-63411657
	sunrise001@zxec.com	sunrise001@zxec.com

	http://www.szse.cn/
	http://www.cninfo.com.cn

	91330200734241532X

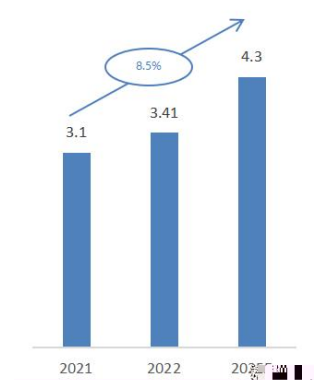
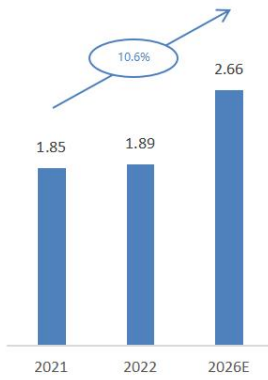
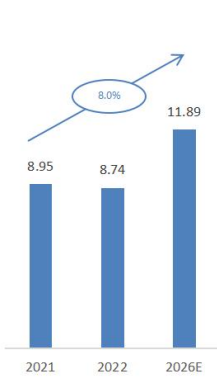


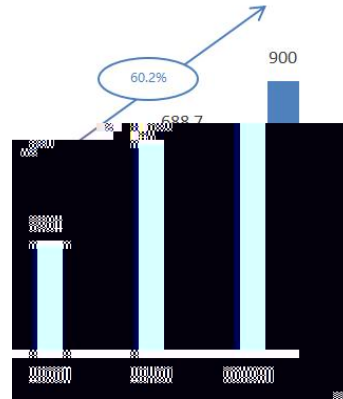
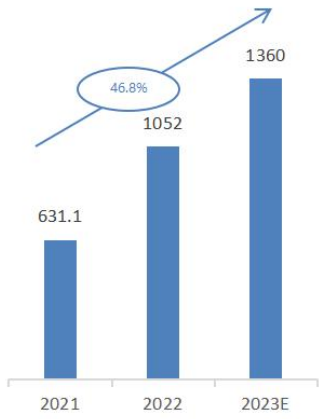
354,926,166.7

	300,000.00			
	-2,681,377.43	177,317.84	-16,300.10	
	-1,003,489.61			
	-1,810,128.57	2,451,008.55	1,127,386.49	
	-9,470,674.32	10,955,676.61	6,762,863.43	--

5G WIFI6

8%	10.6%	2022	3.10	2026	3.74	2022	1.85	2026	3.06	2026	11.89	4.6%	2022-2026





2

2022 9

2023 1 1 12 31

2022 8

IRA 2023 1 1

4000

7500

2022 10

4.7

6000

7000

4000

5000

2023 1 6

2023

9940

6700

3240

2022

2023

2023 4

2023

3

5G

+

+

MCU

PDU DC-DC OBC VCU BMS



图 9: 智能机顶盒、网通网关组件系列



图 10: 智能安防、智能电表及其他组件

Commscope

Verizon

Sagemcom

Vantiva

2018

BMU/BDU

0 1

20

OA

TV TUNER

Konica Minolta

Sony

1

Statista

2022 2026

13.97% 2023

1361.6

IDC 2022

100

5

46.9%

2

2022

705.8

688.7

96.9% 93.4%

25.6%

3

20

BDU/BMU

Astemo

/



140

2018

25,700.17

2022

5,957.06

5G

176,713.19

41.16%,

21,889.86

93.03%

1

7.82

46.60%

6.27

59.02%

2

2022

3

6,956.08

22.82%

4

2022 6

39,293.44

66,259.95

2022 7 3

2023 4 9

2024

5

“ ”

7.11 76%

“ ” “ ” ““3+3”

” “ ” “ ” “ ”

“2022 ”

	2022		2021		
	1,767,131,878.36	100%	1,251,827,686.86	100%	41.16%
	1,767,131,878.36	100.00%	1,251,827,686.86	100.00%	41.16%
	782,701,358.78	44.29%	533,915,718.26	42.65%	46.60%
	627,513,612.96	35.51%	394,616,528.47	31.52%	59.02%
	165,390,419.15	9.36%	159,536,711.37	12.74%	3.67%

	58,340,431.91	3.30%	79,108,575.31	6.32%	-26.25%
	133,186,055.56	7.54%	84,650,153.45	6.76%	57.34%
	547,377,059.54	30.98%	673,821,851.86	53.83%	-18.77%
	1,219,754,818.82	69.02%	578,005,835.00	46.17%	111.03%
	1,767,131,878.36	100.00%	1,251,827,686.86	100.00%	41.16%

	1,767,131,878.36	1,301,407,439.15	26.35%	41.16%	37.32%	2.06%
	782,701,358.78	547,148,568.48	30.09%	46.60%	38.98%	3.83%
	627,513,612.96	451,663,806.15	28.02%	59.02%	54.54%	2.09%
	165,390,419.15	133,159,675.75	19.49%	3.67%	2.55%	0.88%
	547,377,059.54	450,653,336.43	17.67%	-18.77%	-11.58%	-6.69%
	1,219,754,818.82	850,754,102.72	30.25%	111.03%	94.20%	6.04%
	1,767,131,878.36	1,301,407,439.15	26.35%	41.16%	37.32%	2.06%

			2022	2021	
			79,870.03	81,750.46	-2.30%
			81,500.52	82,809.77	-1.58%
			5,583.19	3,952.7	41.25%

1 2022

2 2022 5583.19 2021 41.25%

		2022		2021		
		799,932,102.66	61.47%	575,238,461.88	60.70%	39.06%
		219,770,273.33	16.89%	197,520,154.27	20.84%	11.26%
		129,809,436.36	9.97%	64,479,524.24	6.80%	101.32%
		151,895,626.80	11.67%	110,512,494.95	11.66%	37.45%

39.06%

101.32%

37.45%

	1,080,669,446.10
	61.16%
	0.00%

1		356,761,453.97	20.19%
2		306,158,648.05	17.33%
3		274,412,424.20	15.53%
4		80,763,312.01	4.57%
5		62,573,607.86	3.54%
	--	1,080,669,446.10	61.16%

	260,557,047.45
	25.99%
	0.00%

	0.00%	0.00%	0.00%
--	-------	-------	-------

	2022	2021	
	1,837,731,563.66	1,609,318,121.12	14.19%
	1,575,563,326.10	1,384,548,768.25	13.80%
	262,168,237.56	224,769,352.87	16.64%
	244,162,727.89	937,684,464.51	-73.96%
	527,165,019.89	1,056,720,063.42	-50.11%
	-283,002,292.00	-119,035,598.91	137.75%
	85,187,650.00	28,908,226.55	194.68%
	62,351,405.08	72,057,912.33	-13.47%
	22,836,244.92	-43,149,685.78	-152.92%
	18,892,486.34	48,261,130.03	-60.85%

1 22841

2 19101

3 3740 16.64%

22477 10500

14240 58246 3253

40315 6320 178

4 69352

5 52956

6 5628

7 971

	-429,509.12	-0.18%		
	-9,727,268.41	-4.15%		
	-6,152,612.13	-2.62%		
	487,879.77	0.21%		
	5,776,848.34	2.46%		
	-188,176.52	-0.08%		
	2,982,504.88	1.27%		
	718,729.92	0.31%		

	2022		2022			
	416,514,220.39	21.86%	418,100,783.32	29.16%	-7.30%	
	443,179,055.72	23.26%	349,565,844.12	24.38%	-1.12%	
	251,784,823.54	13.21%	143,146,892.95	9.98%	3.23%	
	38,892,488.70	2.04%		0.00%	2.04%	
	418,110,702.74	21.94%	266,610,610.35	18.60%	3.34%	
	72,054,709.26	3.78%	55,644,374.88	3.88%	-0.10%	
	25,311,423.36	1.33%	7,331,503.63	0.51%	0.82%	
	30,033,675.28	1.58%		0.00%	1.58%	
	1,763,993.98	0.09%	193,142.78	0.01%	0.08%	
	50,046,597.22	2.63%		0.00%	2.63%	1

	20,996,790.96	1.10%	2,047,641.80	0.14%	0.96%	



222,973,821.39	163,765,333.24	36.15%
----------------	----------------	--------

			100,020,000.00	57.15%			7	/			-1,115,511.30		20220215	2022-011
			32,500,000.00	65.00%			4	/			-2,230,792.92		20220121	

												2020-028
1,000												
RFTU NER												
1,000			C39	20,807 ,244.9 7	139,77 3,802. 34		100.00 %	38,141 ,200.0 0	39,392 ,075.9 5		2018 11 20	
												201 8- 022
	--	--	--	20,807 ,244.9 7	209,79 9,904. 49	--	--	69,072 ,100.0 0	45,639 ,341.4 9	--	--	--

	322.76	6.08	0	0	322.76	0	0.00%
	323.44	4.81	0	0	323.44	0	0.00%
	324.11	-9.67	0	0	324.11	0	0.00%
	1,936.65	36.47	0	0	1,936.65	0	0.00%
	1,940.78	27.3	0	0	1,940.78	0	0.00%
	1,945.09	-67.01	0	0	1,945.09	0	0.00%
	322.72	7.33	0	0	322.72	0	0.00%
	323.42	6.92	0	0	323.42	0	0.00%
	324.19	-8.67	0	0	324.19	0	0.00%
	1,277.68	-56.2	0	1,277.68	1,277.68	0	0.00%
	641.46	-24.6	0	641.46	641.46	0	0.00%
	1,279.54	-65.52	0	1,279.54	1,279.54	0	0.00%
	1,281.4	-71.02	0	1,281.4	1,281.4	0	0.00%
	642.13	-30.4	0	642.13	642.13	0	0.00%
	642.86	-46.79	0	642.86	642.86	0	0.00%
	1,287.91	-139.21	0	1,287.91	1,287.91	0	0.00%
	648.08	-53.95	0	648.08	648.08	0	0.00%
	1,319.98	-110.72	0	1,319.98	1,319.98	0	0.00%
	319.42	-14.2	0	319.42	319.42	0	0.00%
	320.71	-12.32	0	320.71	320.71	0	0.00%
	319.88	-16.38	0	319.88	319.88	0	0.00%
	321.09	-15.18	0	321.09	321.09	0	0.00%
	320.35	-15.51	0	320.35	320.35	0	0.00%
	321.41	-22.25	0	321.41	321.41	0	0.00%
	325.11	-31.67	0	325.11	325.11	0	0.00%
	324.91	-30.92	0	324.91	324.91	0	0.00%
	329.81	-27.71	0	329.81	329.81	0	0.00%
	319.6	-12.46	0	319.6	319.6	0	0.00%
	320.77	-12.26	0	320.77	320.77	0	0.00%
	320.06	-14.01	0	320.06	320.06	0	0.00%
	320.46	-15.4	0	320.46	320.46	0	0.00%
	321.15	-15.12	0	321.15	321.15	0	0.00%
	321.48	-31.73	0	321.48	321.48	0	0.00%
	324.92	-31.86	0	324.92	324.92	0	0.00%
	324.92	-31.86	0	324.92	324.92	0	0.00%
	330.49	-27.04	0	330.49	330.49	0	0.00%
	22,590.74	-972.73	0	14,827.58	22,590.74	0	0.00%

2018	IPO	39,739.65	3,382.2 3	33,271.79	0	20,760.1	52.24%	0	2021 6 2	0
									“	
									1000	
									RFTUNER	
									1000	
									1000	
									STB	
									900	
									”	
									7,740.11	

“										
”										
“										
”										
	1	2018	11	16			2018	12	5	
					“					” “
		RFTUNER	2000		1000		2000	STB		900
		”	“	1000	RFTUNER	1000		”		
	2	2019	8	23			2019	9	10	
										“ 1000
		RFTUNER	1000		1000		STB		900	
		”			“	1000	RFTUNER	1000		”
	3	2020	3	26			2020	4	17	2019
		“		”						
		“						”		
		2018	9	27						
		3,520.95								
					2018	12	31			A
				3,520.95					3,520.95	

	2021 6 2							
	1000	STB	900			“ 1000 RFTUNER 1000 ”		
				7,740.11				
						7,816.69		
	2022 10 26							
	”					“		
								1,579.48
	2022 12 31							

		(1)	(2)	(3)=(2)/(1)				
1000	2000							
RFTUNE R 1000	RFTUNE R 2000							
1000	1000	13,227.7	7,374.55	55.75%	2021 08 01	4,985.26		
STB	STB							
900	900							

	“ ”
()	

			9210.2621	388,877,04 6.88	224,268,89 7.88	365,017,05 8.39	26,180,663. 87	26,820,467. 55

		100%	2000	195,398,36 2.66	169,887,97 4.06	117,983,83 9.41	32,477,613. 54	32,638,325. 86
			103,210,34 3.02	240,145,42 9.20	145,650,11 1.37	290,504,86 9.66	29,511,453. 95	27,426,382. 82

		2022	-3,431,989.10
		2022	2,068,010.9

1	69	2004 04 09	1.03	100%
2		2006 03 31	9210.2621	100%
3	2020	2021	2000	100%
4			350	99.9%
				0.1%

3 2023

2023 4 27

2023

2019 2020

2022 01 24					1 2	2022-001
2022 01 24					1 2	2022-001
2022 01 25					1 2	

						2022-001
2022 01 27					1 2	2022-001
2022 02 14					1 2	2022-002
2022 02 15					1 2	2022-003
2022 02 15					1 2	2022-003
2022 02 17				3	1 2	2022-004
2022 02 21					1 2	2022-005
2022 02 22					1 2	2022-005
2022 03 30				” “ • ” https://rs.p5w.net ” “ https://board.10jqka.com.cn/ir 2021	1 2021 2022 2	2022-006
2022 03 30					1 2	2022-007

2022 03 30					1 2	2022-007
2022 03 30				WELLINGTON MANAGEMENT COMPANY LLP ChuJuMIGHTY DIVINE Liu Hong	1 2	2022-008

				<p>Marshall Wace Krystal YIN</p> <p>-</p> <p>IMPRESSION INVESTMENT LIMITED LiuShanPARANTOUX CAPITAL LIMITED ZhangQi</p> <p>Neuberger Berman Singapore Pte.Limited</p>		
2022 03 31					1 2	2022-009
2022 03 31					1 2	2022-009
2022 04 01					1 2	2022-009
2022 04 01					1 2	2022-009
2022 04 07					1 2	

				Centerline Albert		2022-010
2022 04 28					1 2	2022-011
2022 04 28					1 2	2022-011
2022 04 29					1 2	2022-011
2022 05 30					1 2	2022-012
2022 06 01					1 2	2022-012
2022 06 01					1 2	2022-012
2022 06 16					1 2	2022-013

2022 06 21				TianMiao	1 2	2022-014
2022 07 07					1 2	2022-015
2022 07 20					1 2	2022-016
2022 08 25				“ ” http://ir.p5w.net 2022		2022-017
2022 08 25					1 2022 2	2022-018

				Hel Ved Capital		
2022 08 25					1 2022 2	2022-018

				()		
2022 08					1	2022

31					2	2022-019
2022 09 01					1 2022 2	2022-019
2022 09 02					1 2022 2	2022-019
2022 09 16					1 2	2022-020
2022 09 21				Brilliance Discovering investment	1 2	2022-021
2022 09 21					1 2	2022-021
2022 09 28					1 2	2022-022
2022 10 27				& Mega Prime & KING TOWER CHINA GROWTH FUND CO., LIMITED YeungChiFei &	1 2022 2	2022-023

				<p>HSZ Limited Research Schroder Investment Mangement Limited</p> <p>BRILLIANCE - BRILLIANT PARTNERS FUND LP HUYujing</p> <p>CIF Asset Management Winston FANG</p> <p>&</p>		
2022 10 27				Xueqiu		
				& &	1	2022

()

&

(AlexWang)

				& & & & & & & & & & & & & & &		

				& & &		
				& & & & & &		
2022 11 04					1 2	2022-027
2022 11 04					1 2	2022-027
2022 11 08					1	

	8 15 wework			AP	2	2022-028
2022 12 08					1 2	2022-029
2022 12 08					1 2	2022-029

2022		57.26%	2022 03 02	2022 03 03	2022 2022-020
2022		57.18%	2022 03 16	2022 03 17	2022 2022-024
2021		59.59%	2022 04 19	2022 04 20	2021 2022-047
2022		56.33%	2022 09 20	2022 09 21	2022 2022-081
2022		56.35%	2022 11 14	2022 11 15	2022 2022-097
2022		56.33%	2022 12 30	2022 12 31	2022 2022-111

				56	2020 01 16	2025 12 30	1,020, 027				1,020, 027	
				31	2021 09 14	2025 12 30						
				46	2020 01	2025 12	80,000				80,000	

					16	30							
				50	2020 01 16	2025 12 30							
				54	2020 01 16	2025 12 30							
				54	2020 01 16	2025 12 30							
				58	2022 12 30	2025 12 30							
				55	2020 01 16	2025 12 30							
				59	2020 01 16	2025 12 30							
				65	2021 09 14	2025 12 30							
				61	2022 03 16	2025 12 30							
				49	2020 01 16	2022 12 30							
				59	2020 01 16	2022 02 25							
				57	2020 01 16	2025 12 30							
				56	2020 01 16	2025 12 30							
				61	2020 01 11	2025 12 30							

			2022 12 30	
			2022 12 30	
			2022 12 30	



			2011 12 16		
			2013 06 06		
			2013 06 06	2022 12 16	

			2013 06 06		
			2013 06 06	2022 12 16	
			2013 06 06		
	1				
	2				
	3				
	4				
I					



	1996 12 20
	2015 11 23
3 0 ° 9	2018 04 18
3 0 ° 8	
RUIJING FINANCIALMAN AGEMENT PTE/ LTD/(2019 11 08
)	
CPTKK(2006 08 21
)	2016 06 17

	()		2015 12 03		
			2016 04 19		
			2021 01 01	2023 04 10	
	()		2018 03 14		
			2022 06 22		
			2022 07 22		
			2019 10 14		
			2023 02 06		
			2020 04 08	2022 05 23	
	Dynamic Goal Finace Ltd		2004 07 28	2022 11 22	
	()		2010 07 08		
			2016 09 09		
			2020 11 26		
	()		2016 05 31		
	()		2015 08 10		
	Asia Treasury Management Institute Limited ()		2009 07 30		
	RUIJING FINANCIALMAN AGEMENT PTE. LTD.()		2019 11 08		
			2010 11 01		
			2018 04 18		
			2017 01 01	2022 12 31	

			2023 01 01		
			2015 11 23		
			2022 04 02		
			2019 01 08		
			2015 05 12		
	()		2019 01 10		
	()		2022 11 01		
			2022 07 22		
			2023 02 06		
			2020 04 08	2022 05 23	
			2020 11 06		
			2019 08 06		
			2020 11 17		
			2020 05 29		
			1998 01 01		
			2018 07 11		
			2017 09 12		
			2017 05 15		
			2019 12 04		
			1995 08 01		
			2017 09 18	2022 07 04	
			2022 05 30		
			1994 08 01		
			2016 06 17		
			2020 05 13		

			2019 06 20		
	()		2019 01 10		
			2017 11 10		
			2018 01 26		
) (2017 08 16		
			2022 01 01		
			2018 05 20		
	()		2019 02 01		
			2021 08 27		
			2018 05 30		
			2017 08 01	2022 03 18	
			2019 08 12	2022 03 18	

2022 4 19 2021

			56		60.00	
			31		-	
			46		120.40	
			50		160.68	
			54		78.77	
			54		86.19	
			58		81	
			55		10	
			59		10	

			65		10	
			61		7.92	
			49		-	
			59		1.67	
			57		-	
			56		6	
			61		75.44	
			53		95.91	
			56		77.33	
			48		86.71	
			49		78.27	
			46		75.44	
			48		70.88	
	--	--	--	--	1,192.61	--



2022

S O

	11	6	5	0	0		6
	11	6	5	0	0		6
	11	6	5	0	0		6
	11	6	5	0	0		6
	11	6	5	0	0		6
	1	1	0	0	0		0
	10	0	10	0	0		6
	11	5	6	0	0		6
	11	0	11	0	0		6
	11	0	11	0	0		6
	11	0	11	0	0		6
	8	0	7	1	0		4
	2	0	2	0	0		0

		6	2022 01 17	1			
			2022 02 11	1			

				7			
				8	<		
					>		
				9			
					2022-2024		
				10			
					1		
		1	2022 12 30				
					1		
			2022 01 17				
					1		
			2022 02 11				
		6			1		
					2021		
			2022 03 19		2 2021		
					3 2021		

				2022			
				2 <2022 >			
				3 <2022 >			
				4 2022			
				1 2022			
				2 <2022 >			
				3			
			2022 10 21	4			
				5			
				6			
				7			

				8			
				9			
				10			
				11			
				12	<		
					>		
				13			
					2022-2024		
				14			
		1	2022 12 30	1			
		2	2022 03 19	1 2022			

				2 2021			
			2022 05 30	1 2021			
		1	2022 12 30	1			
		4	2022 02 25	1			
			2022 03 19	1			
			2022 12 11	2	1		
			2022 12 30	2	1		
		1	2022 12 30	1			

--	--	--	--	--	--	--	--



1,391
1,670
3,061

		0	0	0	0	0	0	0	0	0	30,000	9.90	30,000
	--	0	0	0	0	--	0	--	0	0	30,000	--	30,000

	10	700,060		0.24%	



	2023 04 27	
	(http://www.cninfo.com.cn)	2022
		100.00%
		100.00%
	1	1

	2	a. b. c. a. b. c. d.	a. b. c. d. e.
	3		a. b. c.
	1		1
	10% 2		5%
	10% 3	7.5%	5% 2%
			0
			0
			0
			0

2022 12 31	
	2023 04 27
	(http://www.cninfo.com.cn)

GB 21900-2008),

GB 16297-1996

1				913302015511077016001P	2021-1-01 2025-12-31
2				913202007724985311001P	2021-10-15 2026-10-14

						/				
				1		53.54mg/l 0.66mg/l 0.11mg/l 0.04mg/l	GB21900-2008 70mg/l 8mg/l 0.2mg/l 0.1mg/l	10442 /	11700 /	
				1		<5mg/m ³ 1.941mg/m ³	GB21900-2008 30mg/m ³ 30mg/m ³	1.62*10 ^{m³}		
				1			GB2190	1.62*10		

<0.09mg 0-2008
/m3

359.82

100%

			/			
			/			
			/			
			/			
			5%			
			/			
			/			
			/	2018 09 26	2018 9 26 2023 9 9	
			/			
			/			
			/			

				2022 10 26		
				2022 10 26		

				2023 02 14		

	5%					
				2023 02 14		

			2021 9 26	2021 09 26	2021 9 26 2022 3 26	

			6 2022 3 26			

						56.23	22.35 %	60				2022 03 30	2021 2022

				5000	215.48	206.8	-343.2
				17500	6,807.66	6,802.82	-195.18

2022 12 31 ,

	15,000	2021/2/20	2024/2/20	
	3,000	2020/8/10	2023/8/10	
	10,000	2022/4/1	2023/3/31	
2022 31			24,583,111.86	

2022 2022-035	2022 03 30	www.cninfo.com.cn
2020 2020-024	2020 03 27	www.cninfo.com.cn

				m ²
1		2022.1.1- 2024.12.31	540,000 /	2,160.00
2		2021.07.01- 2022.06.30	533,299.27 /	27,793.86
3		2022.03.01- 2036.12.01	226,362.85 / 4	12,935.02

				10%	
3			2022.1.1- 2022.12.31	70,785 /	2,178.00
4	LI KEE(1976)PTE LTD	CPTS	2021.2.1- 2023.1.31	3,370.5 /	
5			2022.2.1- 2023.1.31	23,250 /	1,450.00
6			2019.4.15- 2022.4.14	2019 4 15 2020 4 14 68,783.64 2020 4 15 2022 4 14 75,036.7	513.95
			2022.4.15- 2025.10.14	75,036.7	513.95
			2022.10.15- 2025.4.14	75,036.7	513.95
7			2022.10.15- 2025.4.14	75,036.7	513.95
8			2021.6.1- 2023.5.31	3,800 /	132.84
9			2021.6.1- 2022.5.31	3,040 /	
			2022.6.1- 2023.5.31	3,200 /	

	2020 03 27	3,000		51.85				2020.8.1 0 - 2023.8.1 0		
	2022 03 21	10,000		0						

2022
03 21 10,000

0

B1	20,000	B2	51.85
B3	23,000	B4	51.85
A1+B1+C1	20,000	A2+B2+C2	51.85
A3+B3+C3	23,000	A4+B4+C4	51.85
A4+B4+C4			

		2,300	0	0	0
		4,500	4,500	0	0
		3,000	0	0	0
		9,800	4,500	0	0



	199,964,512	67.21%	473,500			- 192,138,834	- 191,665,334	8,299,178	2.79%
1									
2									
3	194,889,504	65.50%	443,500			- 192,090,834	- 191,647,334	3,242,170	1.09%
	191,097,984	64.23%				- 191,097,984	- 191,097,984	0	0.00%
	3,791,520	1.27%	443,500			-992,850	-549,350	3,242,170	1.09%
4	5,075,008	1.71%	30,000			-48,000	-18,000	5,057,008	1.70%
	4,915,008	1.65%						4,915,008	1.65%
	160,000	0.05%	30,000			-48,000	-18,000	142,000	0.05%
	97,561,988	32.79%				191,991,834	191,991,834	289,553,822	97.21%
1	97,561,988	32.79%				191,991,834	191,991,834	289,553,822	97.21%
2									
3									
4									
	297,526,500	100.00%	473,500			-147,000	326,500	297,853,000	100.00%

2 2021 473,500 29737.95
29785.3

1 2022 2 14 2022 3 2
2022
5
5 147,000 7.00 /

2 2021 12 29 2021 12 29 9.90 /
2021
24 47.35

1 2022 3 29 2021 5
14.7

2 2022 4 11 2021 2021
47.35 2022 4 12

	22,080,000		22,080,000	0		2022 4 20
	72,259,670		72,259,670	0		2022 4 20
	40,848,000		40,848,000	0		2022 4 20
	6,935,990		6,935,990	0		2022 4 20
	27,525,149		27,525,149	0		2022 4 20

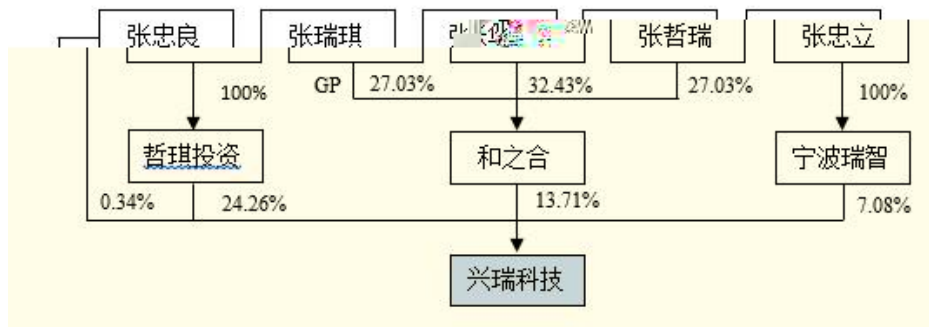
	13,488,893		13,488,893	0		2022 4 20
	7,960,282		7,960,282	0		2022 4 20
	191,097,984	0	191,097,984	0	--	--

	9,013		10,218	8	0	8	0
		5%		10			
		24.26%	72,259,670. 00		0	72,259,670. 00	32,540,000
		13.71%	40,848,000. 00		0	40,848,000. 00	16,570,000
		8.85%	26,352,149. 00		0	26,352,149. 00	

7.08%	21,080,800. 00	0	21,080,800. 00
4.34%	12,928,893. 00	0	12,928,893. 00
2.56%	7,630,282.0 0	0	7,630,282.0 0
2.48%	7,380,027.0 0	4,915,008	2,465,019.0 0
2.31%	6,894,167.0 0	0	6,894,167.0 0
2.23%	6,647,550.0 0	0	6,647,550.0 0

		72,259,670.00	72,259,670
		40,848,000.00	40,848,000.00
		26,352,149.00	26,352,149.00
		21,080,800.00	21,080,800.00
		12,928,893.00	12,928,893.00
		7,630,282.00	7,630,282.00
		6,894,167.00	6,894,167.00
		6,647,550.00	6,647,550.00
		4,844,400.00	4,844,400.00
		4,669,698.00	4,669,698.00
10	10 10	1 2	
10	4		

	/				
		2011	12	16	913302825874568231
		2013	06	05	91330282066649662N



	2023 04 15
	()
	2023 4698

审计报告

天健审〔2023〕4698号

2022 12

31

2022

2022 12 31

2022

”

“

()

1.

() ()7

2022 12 31
25,104.93

25,755.87

650.94

2.

(1)

(2)

(3)

(4)

(5)

(6)

(7)

()

1.

() ()3

2022 12 31

44,812.34

538.16

23.34%

2.

1.

2.

3.

4.

5.

(6)

(7)

(8)

(9)

()

()

()

()

()

()

--	--	--	--

--	--	--

--	--	--	--

--	--	--	--

--	--	--	--	--	--

--	--	--	--

--	--	--	--

--	--	--	--

--	--	--	--

--	--	--	--

--	--	--

--	--	--

--	--

--	--	--	--	--	--



--	--	--

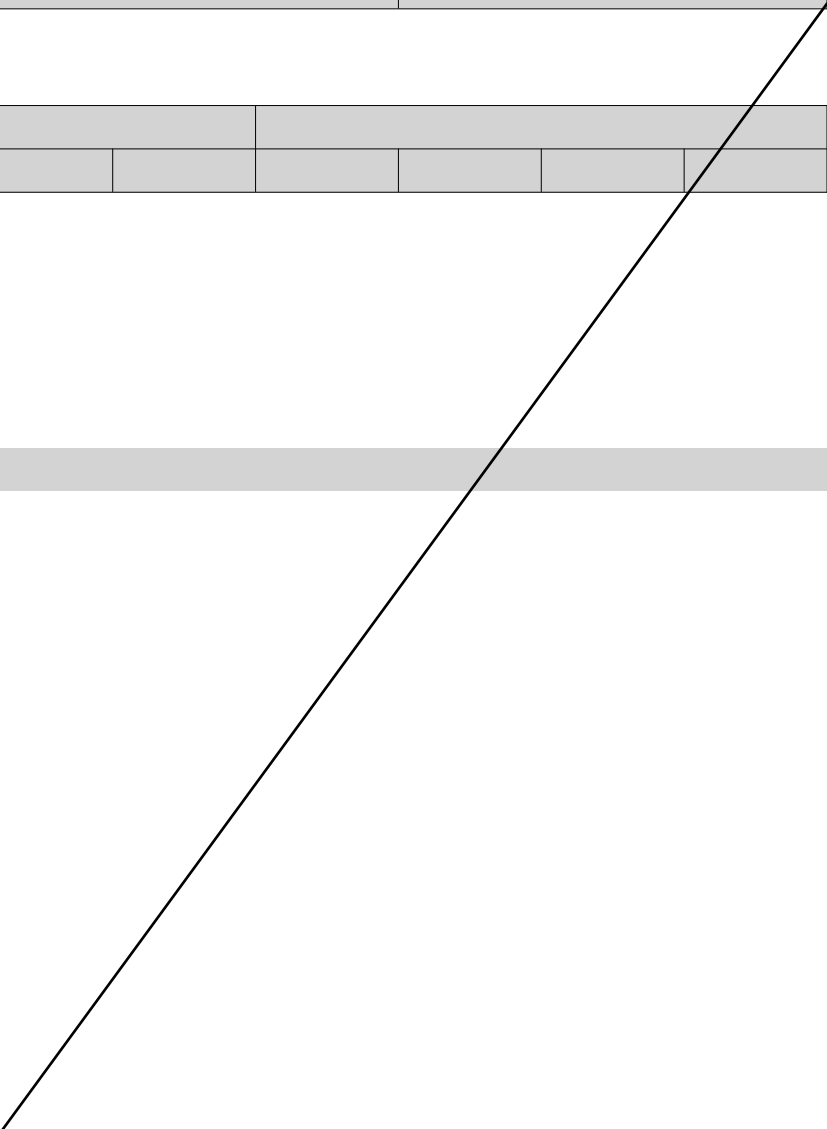
--	--	--	--	--

--	--	--	--	--	--	--

--	--	--

--	--	--	--	--	--	--	--	--	--

--	--	--





--	--	--	--	--	--	--	--	--

--	--	--

--	--	--	--	--	--	--

--	--	--





--	--	--

	6,010,862.09		6,010,862.09	3,148,080.99	3,148,080.99

	4,155,040.00		4,155,040.00			
	10,165,902.09		10,165,902.09	3,148,080.99		3,148,080.99

--	--	--	--	--

--	--	--

--	--	--

--	--	--

--	--	--	--	--

--	--	--

--	--	--

--	--	--

--	--	--

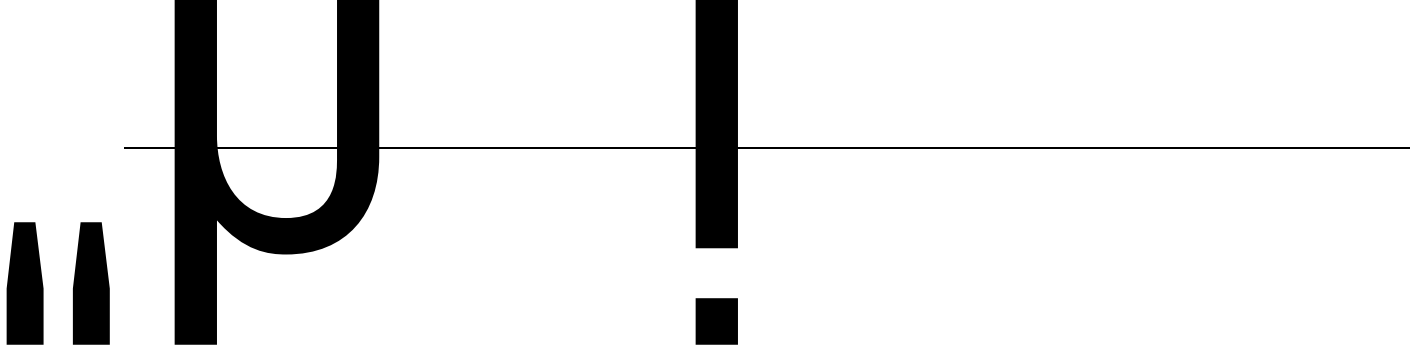
--	--	--

--	--	--

--	--	--

--	--	--

--	--	--





|

of

--	--	--

--	--	--

--	--	--

--	--	--

--	--	--	--

--	--	--	--	--	--	--	--	--



--	--	--

--	--	--

--	--	--

--	--	--	--	--	--	--	--	--



|

[Redacted]

[Redacted]

[Redacted]



--	--	--	--	--

--	--	--	--

--	--	--	--	--

--	--	--	--	--	--


--	--	--	--	--	--

--	--	--	--	--

--	--	--	--







--	--	--

--	--	--	--	--

--	--	--

--	--	--	--	--

--	--	--

--	--

--	--	--	--	--	--

--	--	--	--	--