



宁波兴瑞电子科技股份有限公司

2019 年年度报告

二〇二〇年三月

()

294400000

10

1.2

0

..... 2

..... 10

..... 14

..... 22

..... 48

..... 76

..... 84

..... 85

..... 86

..... 97

..... 105

..... 106

..... 235

HELLA		1899	40	100	
B CH		1886	2019	500	77
ECH IC L		1893			
HA		1912	2016		
		1947	2019	500	116
A A IC		1918	2019	500	131
K ICA MI L A		1936	A		
JABIL		1966			
		C M AL ELEC IC		1984	
				2019	500 390
		KI		1973	
AGEMC M					
A I			2019	C MM C E	
C MM C E		1976	2016	A I ",	H
EGA		" "	2019	500	259
					()
			0.02		0.05

5G		5 5 -G 5G 5G 5
BD		B D ,
BM		BA E MA AGEME EM
CAD		C A D
ME		M E

			002937
		E	C .,L
		315326	
			1511
		315326	
		001@	

	1511	1511
	0574-63411656	0574-63411656
	0574-63411657	0574-63411657
	001@	@

	://

	128 6

	13		2018.9.26-2020.12.31

	2019	2018			2017	
	1,023,462,841.82	1,017,902,424.35	1,017,902,424.35	0.55%	878,004,478.21	878,004,478.21
	138,271,078.99	109,699,907.15	109,699,907.15	26.04%	83,783,659.73	83,783,659.73
	119,549,952.31	106,236,884.86	106,236,884.86	12.53%	79,553,078.89	79,553,078.89
	359,628,875.93	-232,378,050.75	-232,378,050.75	254.76%	77,640,315.68	77,640,315.68
/	0.47	0.73	0.460	2.17%	0.61	0.370

/	0.47	0.73	0.460	2.17%	0.61	0.370
	15.91%	22.23%	22.23%	-6.32%	24.32%	24.32%
	2019	2018			2017	
	1,149,228,542.44	1,067,116,328.64	1,067,116,328.64	7.69%	629,493,492.75	629,493,492.75
	920,847,578.14	835,359,986.54	835,359,986.54	10.23%	373,164,263.41	373,164,263.41

15.91% 22.23% 6.32% I

1

2

	255,513,245.60	249,781,521.32	258,542,336.25	259,625,738.65
	38,520,882.59	31,729,582.73	34,736,648.72	33,283,964.95
	26,689,079.93	31,022,061.72	33,380,017.36	28,458,793.30
	100,947,397.44	74,382,399.13	43,195,894.25	139,143,765.11

	2019	2018	2017	
	-97,562.31	-1,497,745.93	40,804.86	
	17,936,494.31	4,979,593.36	3,843,526.42	
	293,857.22		8,317.80	
	592,988.63	327,486.63	19,258.46	
	337,289.94	247,928.43	998,558.84	
	2,862,399.00			
	3,204,340.11	594,240.20	679,885.54	
	18,721,126.68	3,463,022.29	4,230,580.84	--


90

5

16

68

1



3		A	
		E	
			

(C MM C E)

ECH IC L

AGEMC M

A A IC — HA

HELLA

B CH

AL M

K ICAMI L A

AM G LG ABB

5G

5G 5 -G

4G

5G

100M G

100 /

5G

5G

,2019 5G

IH M

2020

2035

GD

2.9%

5G

0.2%

5G

GD

2.1

2020

2035

5G

12

2035

4.6%

5G

IFI

,A ,

2018

960

2023

1550

2018

1428

25.3% 2019

2019

2019

9030

2018

9440

2017

9520

2019

2019

2576.9

2018

230

8.2%

1991

10% 1998

15% 2003

20% 2012

25%

18%

2023

35%-50% 2018

IM

2020

2,400

					2014
	1,000		2017		1,160
					3.11%
2018		1,200		2017	2,663.42
	2.31%	2018			4.0
			2,753		2025

1

	2018		2018			
	2019			10	6	
	110,400,000.00				294,400,000.00	
	110,400,000.00					
	2019	18,260.46		2018	15,660.45	
	16.60%					
	2019	4,726.91	2018	2,712.01		74.30%
	2019	5,756.32	2018	526.30	993.74%	2019
						2020 3

2

		2000				2019	14.99%	
C	2019	499.74				2019 205.79 17.22	2.66%	

1

CCC)2019 50.50 95.57 78.36 33.29

2017 38.92 33.29 2019

- 2019 1 79

2017 27.65% 2018 27.84% 2019 28.57%

140 51

2

16 68

51 23.73%

3

7-10

18-25

4

(C MM C E)

ECH IC L

AGEMC M

K ICAMI L A

A A IC

HA

HELLA

B CH

AL

AM G

LG LG) ABB ABB)

CL

5

2019

5G

5G

5G

5G

C E

IFI

A /

1

2019

2019

13,827.11

26.04%

2019

8,492.52

61.86%

2

2019

44,356.24

4.69%

20,505.66

4.3%

24,128.31

18.24%

3

2019

C

BA AM

2019 1

4

5 24

500

2019

2020

	2019	3		5	24
28660	2019		2020		
4					
	2019				
		2019			5,332.09
5.21%	23.73%	5G			

5

6

2019

1

ଅଂଶଦାତାମାନଙ୍କର

0.55%
4.69%
4.30%
-18.24%
61.86%
-2.83%
-10.27%
-12.13%
33.18%
-7.55%
61.86%
9.95%
4.35%
-4.66%

	443,562,436.28	297,393,613.17	32.95%	4.69%	3.96%	0.47%
	205,056,611.03	150,133,021.93	26.78%	4.30%	3.14%	0.82%

48,635,539.08	44,278,897.35	8.96%	-2.83%	-1.60%	-1.14%
---------------	---------------	-------	--------	--------	--------

406,

3

			2019	2018	
			1,159.96	1,373.1	-15.52%
			1,146.71	1,372.28	-16.44%
			50.77	64.02	-20.69%
			17,860.3	21,213.63	-15.81%
			16,820.53	21,690.22	-22.45%
			5,722.43	6,762.2	-15.38%
			53,167.55	64,780.73	-17.93%
			53,359.62	63,613.89	-16.12%
			4,285.07	4,093	4.69%
			2,976.44	2,970.41	0.20%
			2,714.28	3,120.2	-13.01%
			53.54	315.7	-83.04%
			1,582	1,270	24.57%
			1,503	1,271	18.25%
			161	240	-32.92%

30%

2019 6,700.92 2019

30% 2019 53.54 2018 83.04% 2019

2970.41 2976.44 0.2% 33.18%

2019

2019 2018 240 161 2019

61.86%

4

2019 12 26

I D E G H

I D

E

/

IBM

41

5

		2019		2018		
		22,055,977.24	3.02%	25,153,173.56	3.42%	-12.31%
		6,320,951.90	0.86%	7,205,110.36	0.98%	-12.27%
		652,989.42	0.09%	530,842.42	0.07%	23.01%
		3,788,102.12	0.52%	4,166,331.41	0.57%	-9.08%
		32,818,020.68	4.49%	37,055,457.76	5.04%	-11.44%
		159,546,224.50	21.82%	180,159,561.10	24.53%	-11.44%
		67,874,878.31	9.28%	76,301,423.55	10.39%	-11.04%
		27,289,968.45	3.73%	30,817,589.96	4.20%	-11.45%
		31,546,809.59	4.32%	33,779,239.39	4.60%	-6.61%
		286,257,880.90	39.16%	321,057,814.00	43.71%	-10.84%
		58,810,092.16	8.04%	70,820,930.22	9.64%	-16.96%
		57,937,628.57	7.93%	66,197,841.10	9.01%	-12.48%
		13,579,446.42	1.86%	16,137,076.61	2.20%	-15.85%
		21,573,611.28	2.95%	22,558,984.12	3.07%	-4.37%
		151,900,778.40	20.78%	175,714,832.10	23.92%	-13.55%
		79,799,927.42	10.92%	54,290,589.58	7.39%	46.99%
		27,637,364.31	3.78%	23,305,794.11	3.17%	18.59%
		9,170,113.71	1.25%	6,629,899.62	0.90%	38.31%
		12,735,315.52	1.74%	12,600,485.59	1.72%	1.07%
		129,342,721.00	17.69%	96,826,768.90	13.18%	33.58%
		35,086,844.22	4.80%	17,971,856.39	2.45%	95.23%

		15,944,850.80	2.18%	16,160,217.30	2.20%	-1.33%
		10,434,410.31	1.43%	6,204,546.49	0.84%	68.17%
		61,466,105.33	8.41%	40,336,620.18	5.49%	52.38%

6

1.

		2019 3	67,161,006.10	100.00%

2.

		2019 5	38,950,755.69	4,108,944.96

			526,705,627.64
			51.46%
			0.00%

5

1			183,036,692.49
2			124,287,828.20
3			99,070,827.51
4			65,814,286.79
5			54,495,992.65
		--	526,705,627.64
			51.46%

			76,444,375.75
--	--	--	---------------

	16.19%
	0.00%

5

1		19,033,033.27	4.03%
2		15,505,657.35	3.28%
3		15,052,580.08	3.19%
4		13,097,352.89	2.77%
5		13,755,752.16	2.91%
	--	76,444,375.75	16.19%

3

	2019	2018		
	46,433,681.50	47,105,148.73	-1.43%	
	62,915,803.23	66,901,962.90	-5.96%	
	-18,346,286.58	-9,090,617.90	101.82%	1435 743
	53,320,921.19	43,094,297.26	23.73%	

4

2019

,

BD

	2019	2018	
	270	218	23.85%
	9.49%	7.46%	2.03%
	53,320,921.19	43,094,297.26	23.73%
	5.21%	4.23%	0.98%
	0.00	0.00	
	0.00%	0.00%	

5G 2019 2019 5,332.09 2018 4,309.43
 23.73% 0.98% 2019
 140 2018 218 2019 270

2019

5

	2019	2018	
	2,712,834,888.50	1,034,678,923.81	162.19%
	2,353,206,012.57	1,267,056,974.56	85.72%
	359,628,875.93	-232,378,050.75	254.76%
	169,389,350.05	155,060,318.18	9.24%
	329,210,834.88	211,362,079.32	55.76%
	-159,821,484.83	-56,301,761.14	180.39%
		509,677,735.85	-100.00%
	55,354,213.63	211,776,174.67	-73.86%

	-55,354,213.63	297,901,561.18	-118.58%
	148,062,312.26	14,958,135.23	889.84%

1	162.19%		
2	85.72%		
3	253.92%	2018	3.48
2019 1			1.90
	5.06		1.58
4	10.55%		
5	55.76%		
6	180.39%		
7	100%	2019	
8	73.86%		
9	118.58%		
1 2018		4.01	
2		5,500	

	360,945.85	0.23%	
	525,900.00	0.33%	
	-1,595,823.41	-1.01%	

	2,150,601.01	1.36%		
	379,695.40	0.24%		
	16,182,665.30	10.25%		
"_"	1,034,660.35	0.66%		
	74,559.84	0.05%		

1

	2019		2019			
	453,539,720.49	39.46%	469,173,396.09	43.97%	-4.51%	
	259,629,583.61	22.59%	283,783,650.76	26.59%	-4.00%	
	67,009,187.87	5.83%	68,176,310.08	6.39%	-0.56%	
	182,604,552.26	15.89%	156,604,499.22	14.68%	1.21%	
	57,563,236.50	5.01%	5,262,986.30	0.49%	4.52%	2019 5,756.32 2018 526.30 993.74% 2019 2020

2

1.	4,000,000.00	525,900.00			189,700,000.00	163,200,000.00		31,025,900.00
	4,000,000.00	525,900.00			189,700,000.00	163,200,000.00		31,025,900.00
	0.00							0.00

3

190,000,000.00

1,727,897.25

1

135,293,134.88	50,552,679.56	167.63%

2

3

1000			C39	62,034,754.73	62,034,754.73		40.00%	38,141,200.00	0.00	2019	2018 11 16	2018-02 2
F E 1000										2020 3		
	--	--	--	62,034,754.73	62,034,754.73	--	--	38,141,200.00	0.00	--	--	--

4

	4,000,000.00	525,900.00	0.00	189,700,000.00	163,200,000.00	0.00	31,025,900.00				
	4,000,000.00	525,900.00	0.00	189,700,000.00	163,200,000.00	0.00	31,025,900.00	--			

5

1

2018	I	39,739.65	7,918.53	12,122.61	7,041.3	13,760.1	34.63%	27,617.02		0
	--	39,739.65	7,918.53	12,122.61	7,041.3	13,760.1	34.63%	27,617.02	--	0

2018 9 27										
2018 9 27										
2019 2 1										
4	2	2019								
2019 12 16										
2019 12 26										
2020 1 16										
2019 8 23										
2019 9 10										
30,000										
12										
2019 12										
31	19,000.00									
16,000.00	3,000.00									



		2018	11	16			2018	12	5	
									2000	
F	E	2000		1000		B		900		
				1000	F	E	1000			
		2019	8	23			2019	9	10	
		1000	F	E	1000	1000		B	900	
									1000	
F	E	1000								
		2018	9	27						
				3,520.95				2018	12	31
					A		3,520.95			
				3,520.95						
		2019	8	23						
								30,000		
12										
		2019	9	10						
					2019	12	31		19,000	
		5,000,000			2019	12	31			

				(1)	(2)	(3)=(2)/(1)	
1000		2000					
F	E	F	E				
1000		2000					
1000		1000					
				13,227.7	1,777.13	4,516.84	
B		B					
	900		900				

44.51843

		9,221.52	361.36	1,696.51	18.40%	2021 08 01	0		
	--	36,209.32	7,678.20	11,753.06	--	--	0	--	--
				2018 11 16			2018 12 5		
							2000 F E 2000		
			1000	B			900		
				1000	F E	1000			
()				2019 8 23			2019 9 10		
							1000 F E 1000		
			1000	B			900		
							1000 F E		
			1000						
()									

1

2

10%

			195	72,134,238.98	59,450,245.27	39,180,168.03	5,999,225.88	4,375,313.88
			2,800	30,401,978.57	30,090,536.76	2,875,536.11	1,255,878.18	1,180,290.36
			798.711273	24,364,528.46	17,497,544.96	29,651,070.76	1,851,917.38	1,570,698.85
			1,046.34					

				132,509,698.55	83,613,633.36	156,050,519.12	17,094,672.90	15,360,529.91
		/	10,000	95,892,064.00	-2,111,059.16	276,092,565.65	3,684,958.29	3,689,742.16
		/ A	10,000	198,984,384.55	143,688,981.63	143,410,934.46	-6,741,899.14	-6,648,683.03
C I GA E C ., E.L D.			1 100,000 2 1,425,000	26,027,972.83	24,451,170.39	14,239,911.06	-1,197,018.55	-1,191,280.73

		100%	2000	151,515,342. 66	137,991,578. 00	0.00	-148,222.95	-148,222.95
			10,321.03430 2	169,498,267. 43	125,875,127. 74	219,059,638. 75	16,029,460.9 1	15,130,685.4 3

		2000

2004 04 09 10,321.034302 100%

69

2019 12 31 16,949.83 12,587.51 2019 21,905.96
1,513.07

2019 2.19 1,513.07 6.52% 4.79% 2019

C 2019

BA AM 2020

2020

/ /

1 2001 09 19 1,046.34 100%

2019

2 2006 03 31 100%

2019 12 31 13,250.97 8,361.36 2019 15,605.05
1,536.05

3 2005 2 14 10,000 100% 9-23

25 A-C

					2019 12 31	
	19,898.44		14,368.9	2019	14,341.09	-664.87
2019	(/	/			
				2020		
2019			2,000		2019	
	3	15		2019 5 24	2019 12	2020
			1000			2,085
	28660					

-

1

2019 03 25			2019-001
2019 03 26			2019-002

2019 04 09			2019-003
2019 07 23			2019-004
2019 07 24			2019-005

000

000 000

000 000


2019	35,328,000.00	138,271,078.99	25.55%	0.00		35,328,000.00	25.55%
2018	55,200,000.00	109,699,907.15	50.32%	0.00		55,200,000.00	50.32%

CP

2019

2017	45,540,000.00	83,783,659.73	54.35%	0.00		45,540,000.00	54.35%
------	---------------	---------------	--------	------	--	---------------	--------





1

2

3

6

20

6

6

4

2017 9

			1				
					2		
				3	1		
			4				
				6	20		
						2018 09 26	2021 9 25
						6	
			5				
					2017 9		
				6			
			6				

			1					
						2		
					3			
						6		
			20				6	
				6	4			
			2017 9				2018 09 26	2021 9 25
						5		
					6			

			1			
				2		
				3		
			2017 9			
				4		
					2018 09 26	2021 9 25

			1				
					2		
				3			
			4				
					2017 9		
						2018 09	2022 9
			5			26	25

			1			
				2		
				3		
			2017 9			
				4		
					2018 09 26	2019 9 29

			1					
				/				
			2					
					3			
						6		
				20				
		6						
				6	4			
			2017 9			2018 09 26	2021 9 25	
								5
				6				

			1				
					/		
					5%		
				2			
					2017 9		
		5%			/		
			3		2018 09 26	2023 9 25	
			6				
				4			

			20	2018 09 26	2021 9 25	
			20	2018 09 26	2021 9 25	

			20			
				2018 09 26	2021 9 25	

			/	6				
			/		2020	02	2021	2
					05		4	
			2015					

2

2019 (2019 6)

2019 (2019 16) 2019

2018

	296,189,049.20		12,405,398.44
			283,783,650.76
	175,677,951.95		18,329,085.52
			157,348,866.43

2 2019 1 1

22

23

24

37

()

1 2019 1 1

	2018 12 31		2019 1 1	
		12,405,398.44	-12,405,398.44	
		12,405,398.44		12,405,398.44
	5,069,133.63	-4,000,000.00		1,069,133.63
		4,000,000.00		4,000,000.00
	2018 12 31		2019 1 1	
		4,003,229.55	-4,003,229.55	
		4,003,229.55		4,003,229.55
	4,000,000.00	7,015,351.88		11,015,351.88
		4,000,000.00		4,000,000.00
	23,057,340.83	-11,015,351.88		12,041,988.95

2 2019 1 1

		469,173,396.09	469,173,396.09
		12,405,398.44	12,405,398.44
		283,783,650.76	283,783,650.76
		10,850,395.11	10,850,395.11
		4,000,000.00	4,000,000.00
		500,000.00	500,000.00
		18,329,085.52	18,329,085.52
		157,348,866.43	157,348,866.43
		3,288,887.51	3,288,887.51

3 2019 1 1

	2018 12 31			2019 1 1
A.				
.				
	469,173,396.09			469,173,396.09
	12,405,398.44	-12,405,398.44		
	283,783,650.76			283,783,650.76
	10,850,395.11			10,850,395.11
	500,000.00			500,000.00
-	4,000,000.00	-4,000,000.00		
	780,712,840.40	-16,405,398.44		764,307,441.96
.				
-		4,000,000.00		4,000,000.00
		4,000,000.00		4,000,000.00
.				
		12,405,398.44		12,405,398.44
		12,405,398.44		12,405,398.44
B.				
.				
	157,348,866.43			157,348,866.43
	3,288,887.51			3,288,887.51
	160,637,753.94			160,637,753.94

4 2019 1 1

	2018 12 31			2019 1 1
	5,885,691.03			5,885,691.03
	147,189.94			147,189.94

3. 2019 6 10

7

2019 6 17

	111
	4
	0 4

, ()

1

													2018
						14.9	34.83%	40				2019 03 21	2019

													2018
						15.2	35.54%	20				2019 03 21	2019
						12.67	29.63%	30				2019 10 25	2019
				--	--	42.77	--	90	--	--	--	--	--

2

					1,096.26	1,144.95	1,144.95		48.69	2019 03 21			

	11449470.00
	363850.23

3

4

5

1

1

2

3

					2
1			2015.06.01-2025.05.31	2018 41.04 / 2019 60.48 /	2,160.00

		34,800	19,000	0
		7,650	3,050	0
		42,450	22,050	0

2

4

			2019 12 24										2019 12 31	2019-0 72

1

2020 3 27

2019

2

1

2

3

		/
1.		
2.		
3.		
4.		
5.		
6.		
7.		
8.		
9.		

4

2020

3

			1		62.1 / 2.41 / 0.075 / 0.32 /	GB21900-2 008 70 / 8 / 0.3 / 0.5 /	6652 /	11700 /	
			1		<0.2 / 3 <<0.2 / 3	GB21900-2 008 30 / 3 30 / 3	5300 3/		
			1		<0.3 / 3	GB21900-2 008 0.5 / 3	22400 3/		
			2		H 3.52 5.74 / 0.258 / C D 84 / 1.31 / C D 50 /	2003 31 2004 121 H3-9 40 / 10 / 0.2 / C D300 /	8821.4 /	20160 /	

			3		0.98 / 3 1.77 / 3 45 / 3 100 / 3	GB(16297-1996) 2 20764 3/ 29800 3/		
		25	1			GB(16297-1996) 2 20764 3/		

255.4

H


2019 12 31

2019-072

1

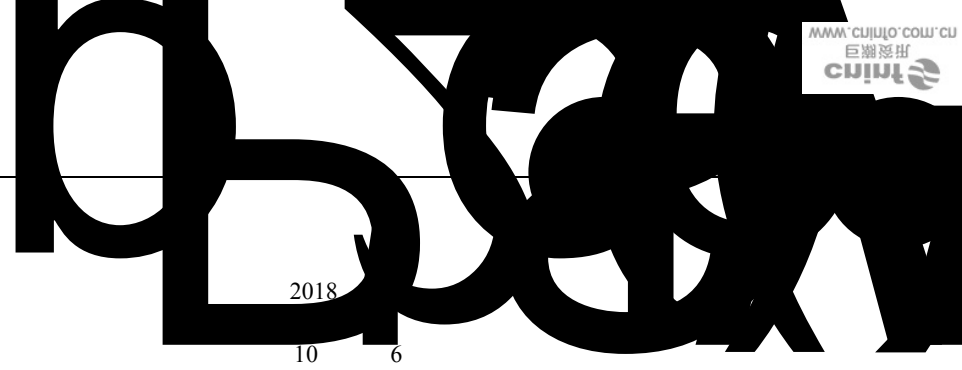
		138,000,000	75.00%		82,800,000	-22,329,504	60,470,496	198,470,496	67.42%
3		131,856,240	71.66%		79,113,744	-19,872,000	59,241,744	191,097,984	64.91%
		127,716,240	69.41%		76,629,744	-13,248,000	63,381,744	191,097,984	64.91%
		4,140,000	2.25%		2,484,000	-6,624,000	-4,140,000	0	0.00%
4		6,143,760	3.34%		3,686,256	-2,457,504	1,228,752	7,372,512	2.50%
		6,143,760	3.34%		3,686,256	-2,457,504	1,228,752	7,372,512	2.50%
		46,000,000	25.00%		27,600,000	22,329,504	49,929,504	95,929,504	32.58%
1		46,000,000	25.00%		27,600,000	22,329,504	49,929,504	95,929,504	32.58%
		184,000,000	100.00%		110,400,000	0	110,400,000	294,400,000	100.00%

1 2019 4 2018 12 31 184,000,000.00 10
 3.00 10 6 110,400,000
 27,600,000 82,800,000
 2 2019 9 12 22,329,504



2018

29,440



2018

10 6

29,440

2019 4

2018 12 31

184,000,000.00

10

3.00

10

6

29,440

29,440

2018

10,969.99

10,623.69

83,536.00

--	--	--	--	--

45,162,294	27,097,376	0	72,259,670	2021.9.27
------------	------------	---	------------	-----------

25,530,000	15,318,000	0	40,848,000	2021.9.27
------------	------------	---	------------	-----------

17,203,218	10,321,931		27,525,149	
------------	------------	--	------------	--

1

2

	2018	2018	2019
		10 6	4
2018 12 31	184,000,000.00	10	3.00
	10 6		110,400,000

3

1

	25,135	23,222	0	0
		8	8	
5%		10		
	24.54%	72,259,670	72,259,670	14,000,000
	13.88%	40,848,000	40,848,000	
	9.35%	27,525,149	27,525,149	

		7.50%	22,080,000		22,080,000		15,920,000
		4.58%	13,488,893		13,488,893		
		3.34%	9,830,016		7,372,512	2,457,504	
		2.70%	7,960,282		7,960,282		
		2.36%	6,935,990		6,935,990		
		2.25%	6,624,000			6,624,000	
		2.11%	6,198,040			6,198,040	
10							
3							
				1			2
							3
10							
					6,624,000		6,624,000
					6,198,040		6,198,040
					2,457,504		
					1,616,391		1,616,391
					1,064,500		1,064,500

		539,220		539,220
#		298,220		298,220
		290,000		290,000
		283,200		283,200
		245,000		245,000
10				
10	10			
10	4			

10

10


10

10

2

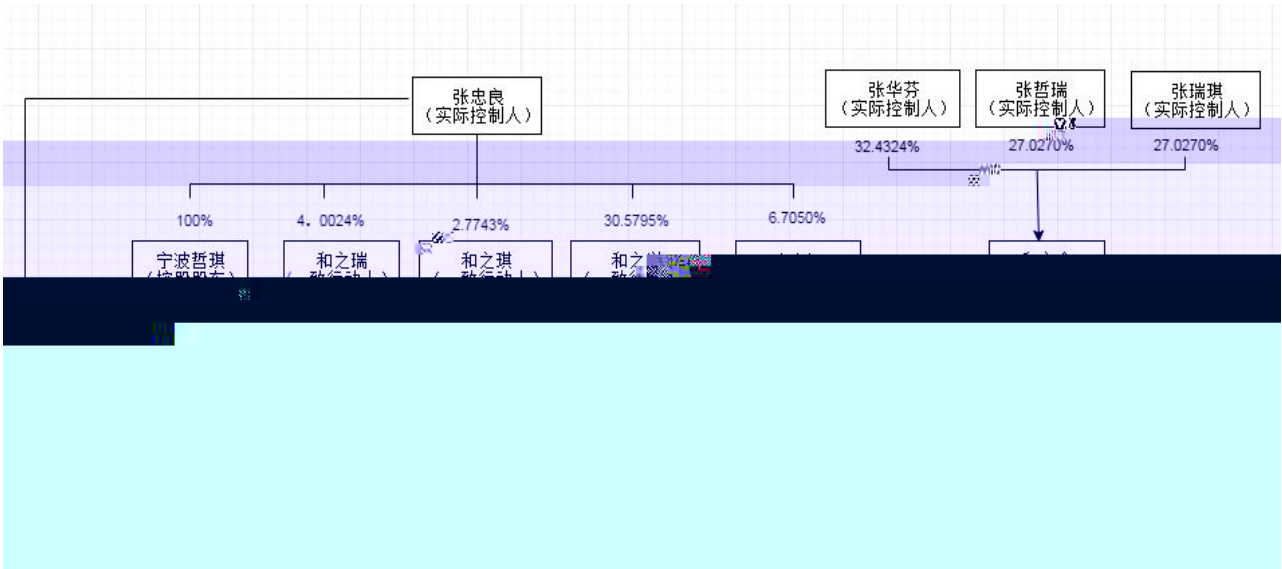
	/			
		2011 12 16	913302825874568231	
()		2013 06 05	91330282066649662	

3



1990

1966 12 7



4 10%

5

				53	2017 02 24	2020 01 16	47,896,770			28,738,062	76,634,832
				44	2017 02 24	2020 01 16	8,885,523			5,331,314	14,216,836
				48	2017 02 24	2020 01 16	7,162,794			4,297,677	11,460,471
				58	2017 02 24	2019 09 10	1,664,345			998,607	2,662,951
EAH KIA EE				57	2019 09 10	2020 01 16	0			0	0
				52	2017 02 24	2020 01 16	735,840			441,504	1,177,344
				52	2017 02 24	2020 01 16	494,064			296,438	790,502
				52	2017 02 24	2020 01 16	0			0	0
				38	2017 02 24	2020 01 16	0			0	0
				57	2018 12 05	2020 01 16	0			0	0

				54	2017 02 24	2020 01 16	494,064			296,438	790,502
				45	2017 02 24	2020 01 16	152,424			91,454	243,878
				54	2017 02 24	2020 01 16	0			0	0
				54	2017 02 24	2020 01 16	515,088			309,053	824,141
				45	2017 02 24	2020 01 16	325,872			195,523	521,395
				46	2017 02 24	2020 01 16	689,999			414,000	1,103,999
				41	2017 02 24	2020 01 16	394,200			236,520	630,720
	--	--	--	--	--	--	69,410,983	0	0	41,646,590	111,057,571

			2019 09 10	

C I

DGF

2

1976 7

1996

2001

I

A

M I L

C C I

C KK

3

1972 7

1990 9

2001

2013 1

2015 6

2014 5

4

1973 02 08

1995 7 1997 6

1997 7 2007 5

2007 6 2011 7

2011 8 2013

7

2013 8 2015 2

2015

3 2019 6

2019 7

25

29

1997 2016

GL8 550 A

G10 D50

2011

2010

2004

2011

2015 3

60

10

4

5

1

300473

603037

603586

300748

603161

603596

300750 001 688099

5 1968 4 1987 8 1990 9

1990 10 1991 2 1991 3 1995 5

1995 6 1997 4 1997 5 2001

12 2015 12

2016 11

6 1968 9 1991

2000 2000 2002 2002

2014 5 2016 9 2016

3 2016 7 2016 10

7 1967 3 16

1990 1994 1997 1998

1998 2008 2008 2014

2014 2007 2014

2010 2013 2010 9 2016 6

2010 10 2017 6 2013 9 2016 9

2014 5 2017 2 2013 6 2019 6

2019 8 16

8 1963 06 07 C

L A CFA() 1986 5 -1986 9

I 1988 8 -1989 1 1989 1 -1990 6

1990 6 -1992 3 I 1992 4 -1992 5

I 1992 5 -1997 7 -C C 1997

7 B M L / / 2004 4 ()

2019 9 10

1	BC M L /	3055		
2	B M L /	86		
3	B M L /	25		
4	B M () L /C	1555		/
5		100		/
6		42650		
7	A I I F I () L /	11,433,842		
8	CI L /C I	3		
9	BC I L /	1.2		
10	C B M C . L /C	1000		
11	BC LLC/ A	0	G	
12	BI (C)L /C	3		
13	G C F&BC L /C I	107		
14	G C ., L .	5000		
15	H I C /C I	2,300		
16	ACIFG L /C I	0	G	
17	G C F&B(H K) L /H K	2870		
18	G C F&BI H L /C I	2838		
19	I C L /	50,401,565		

20	H L /C I	620		
21	I C I L /I	4.546625		
22	- C E F M C . L /C	1		
23	I C C L /	13,514,002		
24	I /I	1.301409		
25	L /	9,749,991		
26		1000		
27	I I	7700		
28		4300		
29	A IC L	1000		
30	() ()	2000		
31	() ()	20		
32	- () L /			

9 1963 9 2004 9 2015 12

2005 9 2015 12

2012 11 2015 12

2012 11 2015 12

2005 8 2011 5 C L . 2005

2017 8

2017 8

2017 11

2018 7 5

2018 12

2019 9

2019 12

10				1965 10			1989 8	1991
9		1991 10	2000 4			2000 5	2000 7	
		2000 8	2002 3			2010 7	2013 7	
					2013 7	2015 10		
		2010 11	2016 3			2011 9	2015 9	
			2015 9			2015 12	2017 11	
			2016 5			2016 6		
2015 11			2016 7	2019 6 25		2016 6	2018 8	
	2010 12	2017 8		2010 12	2017 8		2011 11	2017 8
	2016 8			2015 10			2017 8	
				2019 1				2019 6 20
11				1966 5		1984 12	1985 12	
		1986 1	1995 8			1995 8	2019 2	
		2019 2					2003 10	2017 4
			2004 1	2017 4			2014 5	
			2018 5					
12					1961 02 11			
1978 09	1989 05			1989 06	1996 11			
	2001 12							
13				1974 1		1992 7	1995 8	
					1995 9	2006 2	K	
			2006 2					2010
12	2017 8			2010 12		2015 12		
14				1974 12		1997 8	2002 11	
				2002 12	2004 9		2004 9	
						2020 1		

2015 12

15

1966 5

1989 7

1996 5

1996 6 1997 5

1997 6 2004 5

2004 6

2015 12

16

1976 09 14

2001

12 2003 02

2003 03 2010 06

2010 07 2011 03

CH A

2011 03

2011 12

2012 01 2019 12

2020

01

17

1973 11 27

2001 12 2009 12

2010 1 2015 12

2015 1 2019 12

18

1978 12

2001 6

2003

6

2003 7 2004 8

2004 8

2013 2017 8

2015 10 2016 9

2016 9

			2011 12 16		
			2013 06 06		
			2013 06 06		
			2013 06 06		

			2013 06 06		
	5%				

2019 03 20

2019 4 12 2018

2019

- 1
- 2
- 3
- 4

			53		60	
			48		117.12	
			44		0	
			58		0	
			52		68.18	
			52		75.18	
			52		10	
			38		10	

			57		10	
KIA	EAH EE		57		0	
			54		0	
			45		45.65	
			54		6	
			54		67.27	
			46		73.82	
			45		61.31	
			41		64.02	
	--	--	--	--	668.55	--

1

	1,271
	1,496
	2,767
	2,844
	0
	2,161
	61
	253
	32
	260
	2,767
	22
	626

	570
	1,549
	2,767

2

3

* = * *

50%

4

1

2019

2

23

2

2019

EAH KIA EE

5

3

1

1

3

2019

5

6

://

1


2018		68.67%	2019 04 12	2019 04 15	2018 2019-026
2019		71.66%	2019 09 10	2019 09 11	2019 2019-050

2

1

	7	6	1	0	0		2
	7	6	1	0	0		0
	7	5	1	1	0		2

2



1

2019 4 2018 2018 2019 2018
2018 2019 2019
2018 2018
2019 2019 2019
2019 2019 2019
É

2

2019 3 É

3.


2019 1

+

1

2

	2020 03 27	
	:// 2019	
		100.00%
		100.00%



1

...

...

; 2

...

;

	2020 03 26
	2020 868

2020 868

2019 12 31

2019

2019 12 31

2019

()

1.

() (

()

()

()

()

()

1

2019 12 31

	2019 12 31	2018 12 31
	453,539,720.49	469,173,396.09

	31,025,900.00	
		12,405,398.44
	259,629,583.61	283,783,650.76
	7,560,843.26	
	1,168,320.65	2,482,348.47
	7,364,730.26	10,850,395.11
	67,009,187.87	68,176,310.08
	1,846,727.74	5,069,133.63
	829,145,013.88	851,940,632.58
	500,000.00	500,000.00

	182,604,552.26	156,604,499.22
		5,262,986.30
	47,269,106.67	27,120,053.86
	18,250,362.18	1/,3622.:22..

K.

	228,302,079.30	231,756,342.10
	78,885.00	
	78,885.00	
	228,380,964.30	231,756,342.10
	294,400,000.00	184,000,000.00
	330,074,160.10	440,474,160.10
	1,699,522.95	-716,989.66
	33,354,019.16	20,624,148.65
	261,319,875.93	190,978,667.45
	920,847,578.14	835,359,986.54

	920,847,578.14	835,359,986.54
	1,149,228,542.44	1,067,116,328.64

2

	2019 12 31	2018 12 31
	282,877,355.16	394,859,269.13
	14,525,900.00	
		4,003,229.55
	167,689,033.45	179,141,460.96
	2,551,374.63	
	473,534.87	556,385.39
	5,444,417.37	23,057,340.83
	2,245,472.07	5,245,472.07
	26,987,427.61	26,477,595.01
	1,648,412.40	4,000,000.00
	502,197,455.49	632,095,280.87
	366,533,699.05	205,214,699.05

	84,802,292.40	65,208,654.12
	4,558,207.43	2,628,366.55
	20,805,707.18	10,860,436.37
	5,873,574.13	6,159,437.81
	972,332.50	1,145,177.25
	3,993,735.00	2,475,700.00
	487,539,547.69	293,692,471.15
	989,737,003.18	925,787,752.02
	7,249,185.90	17,271,647.54
	136,963,404.34	140,738,550.86
	81,277.40	147,162.55
	30,492,998.78	24,890,517.36
	1,147,490.16	2,006,759.04
	6,614,748.15	5,722,806.31

	182,549,104.73	190,777,443.66
	78,885.00	
	78,885.00	
	182,627,989.73	190,777,443.66
	294,400,000.00	184,000,000.00
	353,595,972.90	463,995,972.90
	33,354,019.16	20,624,148.65
	125,759,021.39	66,390,186.81
	807,109,013.45	735,010,308.36
	989,737,003.18	925,787,752.02

3

	2019	2018
	1,023,462,841.82	1,017,902,424.35
	1,023,462,841.82	1,017,902,424.35

	883,873,129.55	891,025,786.26
	731,049,029.77	734,538,190.72
	8,499,980.44	8,476,804.55
	46,433,681.50	47,105,148.73
	62,915,803.23	66,901,962.90
	53,320,921.19	43,094,297.26
	-18,346,286.58	-9,090,617.90
		2,350,461.05
	15,147,513.86	821,504.74
	16,182,665.30	2,491,502.17
	360,945.85	327,486.63
-		
	525,900.00	
-	1,034,660.35	
-	-1,595,823.41	-3,857,264.58

-	74,559.84	-247,891.42
	156,172,620.20	125,590,470.89
	2,150,601.01	2,615,050.41
	379,695.40	1,276,976.49
	157,943,525.81	126,928,544.81
	19,672,446.82	17,228,637.66
	138,271,078.99	109,699,907.15
1.	138,271,078.99	109,699,907.15
2.		
1.	138,271,078.99	109,699,907.15
2.		
	2,416,512.61	639,281.38
	2,416,512.61	639,281.38
1.		
2.		
3.		
4.		
5.		
	2,416,512.61	639,281.38
1.		
2.		

3.		
4.		
5.		
6.		
7.		
8.	2,416,512.61	639,281.38
9.		
	140,687,591.60	110,339,188.53
	140,687,591.60	110,339,188.53
	0.47	0.460
	0.47	0.460

4

	2019	2018
	575,110,715.58	585,464,331.85
	407,143,422.12	427,474,077.53
	4,411,628.24	3,990,597.35
	21,122,758.64	21,541,723.46
	33,038,956.26	38,003,039.93
	29,142,184.26	22,439,176.95
	-16,016,264.62	-5,999,915.94
	107,843.75	2,476,803.20
	14,158,811.80	1,035,150.13

	15,701,138.25	1,334,768.01
	26,995,759.67	327,486.63
-		
	525,900.00	
-	455,509.80	
-	-554,416.69	-1,245,803.11
-	21,963.68	-21,103.80
	139,413,885.39	78,410,980.30
	2,037,670.07	2,216,884.14
	125,075.02	449,033.83
	141,326,480.44	80,178,830.61
	14,027,775.35	8,277,571.41
	127,298,705.09	71,901,259.20
	127,298,705.09	71,901,259.20
1.		
2.		
3.		

4.		
5.		
1.		
2.		
3.		
4.		
5.		
6.		
7.		
8.		
9.		
	127,298,705.09	71,901,259.20
	0.43	0.24
	0.43	0.24

5

	2019	2018
	1,060,117,447.91	980,721,928.56

	28,136,672.36	32,687,362.76
	1,624,580,768.23	21,269,632.49
	2,712,834,888.50	1,034,678,923.81
	549,015,153.02	525,308,067.12
	282,211,581.29	279,008,335.38
	43,220,259.54	40,705,928.91
	1,478,759,018.72	422,034,643.15
	2,353,206,012.57	1,267,056,974.56
	359,628,875.93	-232,378,050.75
	163,289,050.00	151,878,384.24
	298,146.00	279,102.39
	804,855.09	2,902,831.55
	4,997,298.96	
	169,389,350.05	155,060,318.18
	135,293,134.88	50,552,679.56
	189,700,000.00	155,830,000.00

	4,217,700.00	4,979,399.76
	329,210,834.88	211,362,079.32
	-159,821,484.83	-56,301,761.14
		423,277,735.85
		86,400,000.00
		509,677,735.85
		141,400,000.00
	55,200,000.00	47,964,429.18
	154,213.63	22,411,745.49
	55,354,213.63	211,776,174.67
	-55,354,213.63	297,901,561.18
	3,609,134.79	5,736,385.94
	148,062,312.26	14,958,135.23

	337,227,362.01	319,891,781.90
	132,452,194.83	120,326,361.09
	21,560,187.04	13,510,561.66
	1,451,259,351.58	407,836,952.83
	1,942,499,095.46	861,565,657.48
	283,361,678.83	-258,769,547.67
	152,289,050.00	151,878,384.24
	30,247,673.62	611,897.36
		1,525,278.66
	18,755,138.00	5,800,000.00
		159,815,560.26
		36,410,360.19
	323,519,000.00	155,830,000.00
	7,467,700.00	15,805,138.00
		208,045,498.19
	-177,684,580.62	-48,229,937.93
		423,277,735.85
	10,000,000.00	91,400,000.00
	10,000,000.00	514,677,735.85
	10,000,000.00	146,400,000.00
	55,307,843.75	48,090,771.33
	132,252.26	22,411,745.49
	65,440,096.01	216,902,516.82
	-55,440,096.01	297,775,219.03

	13,888.73	1,536,897.74
	50,250,890.93	-7,687,368.83
	41,041,357.15	48,728,725.98
	91,292,248.08	41,041,357.15

	2019													
	184,000.00			440,474,160.10		-716,989.66		20,624,148.65		190,978,667.45		835,359,986.54		835,359,986.54
	184,000.00			440,474,160.10		-716,989.66		20,624,148.65		190,978,667.45		835,359,986.54		835,359,986.54
	110,400.00			-110,400,000.00		2,416,512.61		12,729,870.51		70,341,208.48		85,487,591.60		85,487,591.60
						2,416,512.61				138,271,078.99		140,687,591.60		140,687,591.60
1														

2														
3														
4														
									12,729,870.51	-67,929,870.51		-55,200,000.00		-55,200,000.00
1									12,729,870.51	-12,729,870.51				
2														
3												-55,200,000.00	-55,200,000.00	-55,200,000.00
4														
	110,400,000.00													-110,400,000.00
1	110,400,000.00													-110,400,000.00
2														
3														
4														
5														
6														
1														

2														
	294,400,000.00			330,074,160.10		1,699,522.95		33,354,019.16		261,319,875.93		920,847,578.14		920,847,578.14

	2018													
	138,000,000.00			89,077,625.50		-1,356,271.04		13,434,022.73		134,008,886.22		373,164,263.41		373,164,263.41
	138,000,000.00			89,077,625.50		-1,356,271.04		13,434,022.73		134,008,886.22		373,164,263.41		373,164,263.41
	46,000,000.00			351,396,534.60		639,281.38		7,190,125.92		56,969,781.23		462,195,723.13		462,195,723.13
						639,281.38				109,699,907.15		110,339,188.53		110,339,188.53
	46,000,000.00			351,396,534.60								397,396,534.60		397,396,534.60
1	46,000,000.00			351,396,534.60								397,396,534.60		397,396,534.60



4												
									12,729,870.51	-67,929,870.51		-55,200,000.00
1									12,729,870.51	-12,729,870.51		
2										-55,200,000.00		-55,200,000.00
3												
	110,400,000.00				-110,400,000.00							
1	110,400,000.00				-110,400,000.00							
2												
3												
4												
5												
6												
1												
2												
	294,400,000.00				353,595,972.90				33,354,019.16	125,759,021.39		807,109,013.45

	2018											

	138,000,000.00				112,599,438.30				13,434,022.73	47,219,053.53		311,252,514.56
	138,000,000.00				112,599,438.30				13,434,022.73	47,219,053.53		311,252,514.56
	46,000,000.00				351,396,534.60				7,190,125.92	19,171,133.28		423,757,793.80
										71,901,259.20		71,901,259.20
	46,000,000.00				351,396,534.60							397,396,534.60
1	46,000,000.00				351,396,534.60							397,396,534.60
2												
3												
4												
									7,190,125.92	-52,730,125.92		-45,540,000.00
1									7,190,125.92	-7,190,125.92		
2										-45,540,000.00		-45,540,000.00
3												

1												
2												
3												
4												
5												
6												
1												
2												
	184,000,000.00				463,995,972.90				20,624,148.65	66,390,186.81		735,010,308.36

2001 12

27

91330200734241532

294,400,000

294,400,000

1

A 198,470,496

A 95,929,504

2018 9 26

2020 3 26

C I GA E C ., E.L D.	C

1

-

15 -

2

12

5.12

5.15

1

132

2

1 1 12 31

3

4

C

5

1.

2.

6

33

1.

(2)

1)

2)

3)

4)

)

(3)

1)

2)

23

3)

1) 2)

1)

4)

(4)

1)

23

2)

3.

(1)

(2)

(1)

(2)

(1)

(2)

4.

(1)

(2)

(3)

5.

(1)

12

(2)

		12

2)

	(%)

6.

(1)

(2)

11

12

12

1

	800	10%

2

138

3	0.50%	0.50%
3-6	5.00%	5.00%
6-12	30.00%	30.00%
12-24	80.00%	80.00%
24	100.00%	100.00%

	0.00%	0.00%
	0.00%	0.00%
	0.00%	0.00%

3

13

14

15

1.

2.

3.

4.

5.

(1)

(2)

16

1

1

1.

1

2

3

1

2

2.

(1)

(2)

(3)

1)

2)

1

20

21

22

1.

2.

(1)

(2)

1)

2)

(3)

12

7

3.

4.

(1)

22

(2)

1)

2)

23

143

1.

2.

24

1

1.

2

		5 10 20	10%	4.5% 9% 18%
		3-10	5% 10%	9%-31.67%
		5-10	5% 10%	9%-19%
		4-10	5% 10%	9%-23.75%
		3-10	5% 10%	9%-31.67%

3

25

1.

2.

26

1.

2.

(1)

1)

2)

3)

(2)

3

(3)

3.

2

2

2

30

1

2.

	()
	47-50
	3-5

2

(1)

(2)

(3)

(4)

(5)

31

32

1

1

33

34

1

2

(1)

(2)

1)

146

2)

3)

3

(1)

(2)

4

35

36

3

3

3

147

1.

(1)

1)

2)

3)

4)

5)

(2)

(3)

2.

(1)

(2)

1)

2)

(3)

(4)

1)

2)

40

1.

(1)

(2)

2.

3.

4.

41

/

1.

2.

3.

4.

(1)

(2)

42

1

2

43

44

1

--	--	--

150

<p>1. 2019 (2019 6) 2019 (2019 16) 2019</p>		
<p>2. 2019 1 1 22 23 24 37</p>		
<p>3. 2019 6 10 7 2019 6 17 12</p>		

1. 2019 (2019 6)
2019 (2019 16) 2019

2018

	296,189,049.20		12,405,398.44
			283,783,650.76
	175,677,951.95		18,329,085.52
			157,348,866.43

2. 2019 1 1 22

23 24 37

()

1 2019 1 1

	2018 12 31		2019 1 1	
		12,405,398.44	-12,405,398.44	
		12,405,398.44		12,405,398.44
	5,069,133.63	-4,000,000.00		1,069,133.63
		4,000,000.00		4,000,000.00
	2018 12 31		2019 1 1	
		4,003,229.55	-4,003,229.55	
		4,003,229.55		4,003,229.55
	4,000,000.00	7,015,351.88		11,015,351.88
		4,000,000.00		4,000,000.00
	23,057,340.83	-11,015,351.88		12,041,988.95

2 2019 1 1

		469,173,396.09	469,173,396.09
		12,405,398.44	12,405,398.44
		283,783,650.76	283,783,650.76
		10,850,395.11	10,850,395.11
		4,000,000.00	4,000,000.00
		500,000.00	500,000.00
		18,329,085.52	18,329,085.52
		157,348,866.43	157,348,866.43

		3,288,887.51		3,288,887.51
--	--	--------------	--	--------------

3 2019 1 1

	2018 12 31			2019 1 1
A.				
.				
	469,173,396.09			469,173,396.09
	12,405,398.44	-12,405,398.44		
	283,783,650.76			283,783,650.76
	10,850,395.11			10,850,395.11
	500,000.00			500,000.00
-	4,000,000.00	-4,000,000.00		
	780,712,840.40	-16,405,398.44		764,307,441.96
.				
-		4,000,000.00		4,000,000.00
		4,000,000.00		4,000,000.00
.				
		12,405,398.44		12,405,398.44
		12,405,398.44		12,405,398.44
B.				
.				
	157,348,866.43			157,348,866.43
	3,288,887.51			3,288,887.51
	160,637,753.94			160,637,753.94

4 2019 1 1

	2018 12 31			2019 1 1
	5,885,691.03			5,885,691.03
	147,189.94			147,189.94

3. 2019 6 10

7

2019 6 17

2

3 201

	2018 12 31	2019 01 01	
	469,173,396.09	469,173,396.09	
		4,000,000.00	4,000,000.00
	12,405,398.44		-12,405,398.44
	283,783,650.76	283,783,650.76	
		12,405,398.44	12,405,398.44
	2,482,348.47	2,482,348.47	
	10,850,395.11	10,850,395.11	
	68,176,310.08	68,176,310.08	
	5,069,133.63	1,069,133.63	-4,000,000.00
	851,940,632.58	851,940,632.58	

	500,000.00	500,000.00	
	156,604,499.22	156,604,499.22	
	5,262,986.30	5,262,986.30	
	27,120,053.86	27,120,053.86	
	19,547,445.13	19,547,445.13	
	2,322,731.55		
	3,817,980.00	3,817,980.00	
	215,175,696.06	215,175,696.06	
	1,067,116,328.64	1,067,116,328.64	
	18,329,085.52	18,329,085.52	
	157,348,866.43	157,348,866.43	

492,334.88

492,334.88

	184,000,000.00	184,000,000.00	
	440,474,160.10	440,474,160.10	
	-716,989.66	-716,989.66	
	20,624,148.65	20,624,148.65	
	190,978,667.45	190,978,667.45	
	835,359,986.54	835,359,986.54	
	835,359,986.54	835,359,986.54	
	1,067,116,328.64	1,067,116,328.64	

	2018 12 31	2019 01 01	
	394,859,269.13	394,859,269.13	
		4,000,000.00	4,000,000.00
	4,003,229.55		-4,003,229.55
	179,141,460.96	179,141,460.96	
		4,003,229.55	
	556,385.39	556,385.39	
	23,057,340.83	12,041,988.95	-11,015,351.88
	5,245,472.07	5,245,472.07	
	26,477,595.01	26,477,595.01	

	4,000,000.00	11,015,351.88	-4,000,000.00
	632,095,280.87	632,095,280.87	
	205,214,699.05	205,214,699.05	
	65,208,654.12	65,208,654.12	
	2,628,366.55	2,628,366.55	
	10,860,436.37	10,860,436.37	
	6,159,437.81	6,159,437.81	
	1,145,177.25	1,145,177.25	
	2,475,700.00	2,475,700.00	
	293,692,471.15	293,692,471.15	
	925,787,752.02	925,787,752.02	

	463,995,972.90	463,995,972.90	
	20,624,148.65	20,624,148.65	
	66,390,186.81	66,390,186.81	
	735,010,308.36	735,010,308.36	
	925,787,752.02	925,787,752.02	

4 201

45

1

		16% 13% 6% 5%
		5%-16%
		5% 7%
		25% 17% 16.5% 15% 0%
	30%	
	1.2%	1.2% 12%
	12%	
		3%
		2%

	15%
	25%
	25%
	15%
	25%

	25%
	15%
	16.5%
	16.5%
C	17%
	0%

2

2017 11 29 3 , 2019 15%

(2019 2)

2019 1 1 2021 12 31 100 25%

20% ; 100 300 50% 20%

2020 1 20 3 2019

2021 15%

2020 2 18 3 , 2019

2021 15%

(32 2013 H 3) 13 3

20%

3

1

	6,106.17	22,507.54
	450,773,718.10	460,695,004.47
	2,759,896.22	8,455,884.08
	453,539,720.49	469,173,396.09
	112,989,924.45	13,141,716.65

	192,759,896.22	356,455,884.08
--	----------------	----------------

	190,000,000.00	1,727,897.25
1,031,998.97	908757.91	
348,000,000.00	6,082,271.52	984,549.82
		1,389,062.74

2

	31,025,900.00	4,000,000.00
	30,500,000.00	4,000,000.00
	525,900.00	
	31,025,900.00	4,000,000.00

3

--	--	--

4

1

--	--	--

--	--	--	--	--	--	--

6

--	--

--	--	--	--	--	--

5

1

	1,502,207.54	0.57%	1,502,207.54	100.00%		1,502,207.54	0.52%	1,502,207.54	100.00%	
	263,110,573.43	99.43%	3,480,989.82	1.32%	259,629,583.61	288,167,134.25	99.48%	4,383,483.49	1.52%	283,783,650.76
	264,612,780.97	100.00%	4,983,197.36	1.88%	259,629,583.61	289,669,341.79	100.00%	5,885,691.03	2.03%	283,783,650.76

		1,502,207.54	1,502,207.54	100.00%
		1,502,207.54	1,502,207.54	--

	263,110,573.43	3,480,989.82	1.32%
	263,110,573.43	3,480,989.82	--

3,480,989.82

3	225,104,697.85	1,125,523.49	0.50%
3-6	36,319,428.36	1,815,971.42	5.00%
6-12	1,638,503.30	491,550.99	30.00%
24	47,943.92	47,943.92	100.00%
	263,110,573.43	3,480,989.82	--

1	1	263,062,629.51
2	3	1,550,151.46
		264,612,780.97

2

	1,502,207.54				1,502,207.54
	4,383,483.49	332,178.16		27,570.29	
	5,885,691.03	332,178.16		27,570.29	

--	--	--	--

3

	11,554.82

--	--	--	--	--	--

11,554.82

4

--	--	--	--	--

	1	65,433,715.42	24.73%	1,052,726.49
	2	31,683,184.34	11.97%	161,671.06
K ICA MI L A	3	21,245,295.83	8.03%	106,226.51

5

6

1 EGA C A I EGA ECH L G I D E IA

2 C .L . H HAI ECI I I D C .,L D

()

3 K M B M (HK)L ()

(

4 C -C E (HAILA D) L C -C

E (A)C .,L . C -C I EC D E EI L C -C E .C .,

L C -C A(I),I

5: HELLA A M I EME IC ADEC H E C H I A .L .
H LE C H KG AH &C . H L HFKH F G H H
G H&C .KG A

6

	7,560,843.26
	12,405,398.44
	7,560,843.26
	12,405,398.44

1

1	1,139,320.36	97.52%	1,768,785.69	71.25%
1 2	29,000.29	2.48%	697,012.78	28.08%
3			16,550.00	0.67%
	1,168,320.65	--	2,482,348.47	--

1

2

		(%)
	249,000.00	21.31
	170,545.34	14.60
	122,718.00	10.50
M I .	71,282.17	6.10
	58,424.88	5.00
	671,970.39	57.51

	7,364,730.26	10,850,395.11
	7,364,730.26	10,850,395.11

1

1

--	--	--

2

--	--	--	--	--

3

2

1

()		
-----	--	--

2

1

()				
-----	--	--	--	--

3

3

1

	4,217,700.00	2,805,138.00
	2,028,136.58	4,567,232.58
	1,011,722.90	2,929,752.14
	138,444.73	695,462.33
	7,396,004.21	10,997,585.05

2

12

--	--	--	--	--	--

5

--	--	--	--

3,000,000.00 3



300000

1

3

--	--	--	--	--	--	--	--	--	--	--	--

--	--	--	--	--	--	--	--

--	--	--	--	--

2

3

4

--	--	--	--

5

3

--	--	--	--	--	--	--	--	--	--	--	--

--	--	--	--	--	--	--	--

--	--	--	--	--

6

--	--	--	--	--	--

--	--	--	--	--	--	--	--

--	--	--	--

--	--

10

	15,094,789.07	568,730.65	14,506,096.10	13,453,321.17	818,679.90	12,634,641.27
	22,628,947.33	662,736.86	21,966,210.47	25,082,558.30	616,220.74	24,466,337.56
	18,165,789.24	893,383.40	17,272,405.84	19,918,310.27	1,113,884.53	18,804,425.74
	9,650,129.74	120,553.69	9,529,576.05	8,327,299.49	147,780.63	8,179,518.86
	3,460,301.76	50,144.75	3,430,119.33	3,846,142.11	62,352.56	3,783,789.55
	304,780.08		304,780.08	307,597.10		307,597.10
	69,304,737.22	2,295,549.35	67,009,187.87	70,935,228.44	2,758,918.36	68,176,310.08

11

	818,679.90	255,407.93		505,357.18	568,730.65
	616,220.74	564,041.41		517,525.29	662,736.86
	1,113,884.53	723,467.37		943,968.50	893,383.40

	147,780.63	52,906.70		80,133.64		120,553.69
	62,352.56			12,207.81		50,144.75
	2,758,918.36	1,595,823.41		2,059,192.42		2,295,549.35

12

13

--	--

10

--	--	--

			/	
--	--	--	---	--

11

--	--	--	--	--	--	--

12

--	--	--

/

13

	1,399,879.22	731,479.95
	442,549.53	182,896.68
		108,825.67
	4,298.99	45,931.33
	1,846,727.74	1,069,133.63

14

	12	()	()	
2019 1 1				

15

--	--	--	--	--	--	--	--	--

	12	()	()	
2019 1 1				

16

1

	500,000.00		500,000.00	500,000.00		500,000.00	
	500,000.00		500,000.00	500,000.00		500,000.00	--

	12	()	()	
2019 1 1				

177

2

3

1

	()									()	

1

--	--	--

--	--	--	--	--	--	--

1

--	--	--

20

1

2

3

--	--	--

21

	182,604,552.26	156,604,499.22
	182,604,552.26	156,604,499.22

1

1.	77,927,546.52	65,454,163.15	252,432,210.74	6,795,586.07	16,797,484.36	419,406,990.84
2.	9,238,923.82	11,696,806.91	29,709,540.29	2,371,239.91	2,669,681.51	55,686,192.44
1	9,238,923.82	6,242,565.83	12,339,134.50	2,371,239.91	1,858,245.34	32,050,109.40
2		5,454,241.08	17,370,405.79		811,436.17	23,636,083.04
3						
3.	5,112,959.47	1,205,328.63	1,380,324.09	100,666.54	432,705.91	8,231,984.64

1	4,178,000.00	1,205,328.63	1,380,324.09	100,666.54	432,705.91	7,297,025.17
2	934,959.47					934,959.47
4.	82,053,510.85	75,945,641.45	280,761,426.94	9,066,159.44	19,034,459.96	466,861,198.64
1.	46,695,693.45	39,926,313.63	153,032,207.42	4,453,211.11	11,277,750.59	255,385,176.20
2.	3,846,455.29	6,694,711.88	14,855,873.94	928,037.63	2,441,268.72	28,766,347.46
1	3,846,455.29	6,691,925.22	14,851,973.50	928,037.63	2,441,268.72	28,759,660.36
2)		2,786.66	3,900.44			6,687.10
3.	5,020,206.24	909,191.37	912,506.81	85,580.92	384,707.36	7,312,192.70
1	4,178,742.72	909,191.37	912,506.81	85,580.92	384,707.36	6,470,729.18
2	841,463.52					841,463.52
4.	45,521,942.50	45,711,834.14	166,975,574.55	5,295,667.82	13,334,311.95	276,839,330.96
1.		18,542.50	7,398,772.92			7,417,315.42
2.						
1						
3.						
1						
4.		18,542.50	7,398,772.92			7,417,315.42
1.	36,531,568.37	30,215,264.79	106,387,079.47	3,770,491.62	5,700,148.01	182,604,552.26
2.	31,231,853.07	25,509,307.02	92,001,230.40	2,342,374.96	5,519,733.77	156,604,499.22

--	--	--	--	--	--

3

--	--	--	--	--

4

--	--

5

--	--	--

6

--	--	--

22

	57,563,236.50	5,262,986.30
	57,563,236.50	5,262,986.30

1

1000 F E 1000	50,994,932.60		50,994,932.60			
1000 F E 1000 1000 B 900	212,906.32		212,906.32			
				119,827.58		119,827.58
	265,486.72		265,486.72			
	1,596,466.76		1,596,466.76	2,256,195.95		2,256,195.95
	1,210,958.27		1,210,958.27	596,461.52		596,461.52
	817,617.08		817,617.08	1,013,989.80		1,013,989.80
	243,902.18		243,902.18	116,543.69		116,543.69
	2,220,966.57		2,220,966.57	1,159,967.76		1,159,967.76
	57,563,236.50		57,563,236.50	5,262,986.30		5,262,986.30

2

--	--	--	--	--	--	--	--	--	--	--	--	--

1000

F

E

1000

1000

	132,277,	13,827,5	13,614,6		212,906.	
B	000.00	35.33	29.01	0.00	32	34.72% 40%

900

1000

F

E

1000

	137,601,	62,034,7	11,039,8		50,994,9	
	000.00	54.73	22.13	0.00	32.60	39.63% 40%

	92,215,2	119,827.	4,345,20	4,465,03		
	00.00	58	5.69	3.27	0.00	18.40% 20%

	31,177,0	2,318,35	2,052,86		265,486.	
	00.00	1.39	4.67	0.00	72	10.32% 10%

		596,461. 52	2,854,54 4.84	32,895.4 6	2,207,15 2.63	1,210,95 8.27						
		1,013,98 9.80	455,979. 14	652,351. 86	0.00	817,617. 08						
		116,543. 69	127,358. 49		0.00	243,902. 18						
	393,270, 200.00	4,103.01 8.54	87,995.4 97.64	32,788.0 23.96	3,958,82 4.17	55,342,2 69.93	--	--				--

3

--	--	--	--	--	--	--	--	--	--	--	--	--

4

23

1

2

24

25

--	--	--	--	--	--	--	--	--	--	--	--	--

26

1

1.		27,846,530.10	13,315,594.87	41,162,124.97
2.		20,973,152.13	1,160,492.46	22,133,644.59
	1	9,933,330.00	444,423.79	10,377,753.79
	2			
	3			
2)		11,039,822.13	716,068.67	


[Redacted content]

3.					
1					
4.				106,918.23	106,918.23
					6.67
2.	24,431,776.33			2,688,277.53	27,120,053.86

2

--	--	--

2



--	--	--

2

2

	13,088,000.65	7,934,854.27	9,286,461.29	205,076.13	11,531,317.50
	5,025,812.77	2,561,164.44	3,013,699.11		4,573,278.10
		1,365,600.00	455,199.96		910,400.04
	120,600.00		30,150.00		90,450.00
	1,313,031.71	888,031.60	1,056,146.77		1,144,916.54
	19,547,445.13	12,749,650.31	13,841,657.13	205,076.13	18,250,362.18

30

/

1

	9,361,082.27	1,324,505.60	10,642,100.55	1,652,079.55
	1,967,419.63	295,112.94	2,062,083.49	309,312.53
			2,408,929.77	361,339.47
	11,328,501.90	1,619,618.54	15,113,113.81	2,322,731.55

2

	525,900.00	78,885.00		
	525,900.00	78,885.00		

3

		1,619,618.54		
		78,885.00		

4

		9,027,255.15	1,187,291.39
		4,223,744.60	4,205,608.51
		13,250,999.75	5,392,899.90

5

2028	9,027,255.15	1,187,291.39	
	9,027,255.15	1,187,291.39	--

31

--	--	--

12,276,652.41

2,173,280.00

0.00

36

1

	137,293,945.63	149,603,796.56
	15,613,560.40	1,173,183.34
	7,988,294.18	6,571,886.53
	160,895,800.21	157,348,866.43

2

1

--	--	--

1

3

1

	347,617.55	492,334.88
	347,617.55	492,334.88

2

1

--	--	--

3

--	--

3

--	--	--

--	--	--

3

1

	45,970,920.08	271,440,686.72	265,858,429.44	51,553,177.36
-	792,374.20	15,601,561.84	15,597,520.50	796,415.54
	116,952.27	586,640.19	615,167.04	88,425.42
	46,880,246.55	287,628,888.75	282,071,116.98	52,438,018.32

2

1	44,250,360.98	242,352,639.58	237,059,260.14	49,543,740.42
2		10,038,940.51	10,038,940.51	
3	468,546.60	7,886,168.25	7,729,297.23	625,417.62
	410,604.30	6,654,469.05	6,542,348.53	522,724.82
	31,886.80	721,844.09	658,442.98	95,287.91
	26,055.50	509,855.10	528,505.72	7,404.88
4	80,245.00	6,140,286.56	6,081,676.98	138,854.58
5	1,171,767.50	5,022,651.82	4,949,254.58	1,245,164.74
	45,970,920.08	271,440,686.72	265,858,429.44	51,553,177.36

3

1	766,713.50	15,094,906.95	15,094,172.51	767,447.94
	25,660.70	506,654.89	503,347.99	28,967.60
	792,374.20	15,601,561.84	15,597,520.50	796,415.54

40

	691,896.74	549,237.90
	856,985.90	3,383,977.15
	218,468.83	358,876.14
	286,854.47	323,503.30
	534,491.45	314,658.32
	206,982.18	159,589.20
	163,895.40	175,405.45
	109,263.61	116,936.98

--	--	--

2

	21,110.39	21,110.39
	21,110.39	21,110.39

1

3

1

	2,708,070.64	2,348,958.77
	167,480.00	159,740.97
	804,293.33	759,077.38
	3,679,843.97	3,267,777.12

2

1

--	--	--

1

42

--	--	--

43

--	--	--

44

--	--	--

--	--	--	--	--	--	--	--	--	--	--	--

45

1

--	--	--

46

1

--	--	--

2

	--	--	--								

3

4

4

--	--	--

4

--	--	--

1

--	--	--

2

--	--	--	--	--	--

4

1

--	--	--

2

--	--	--

--	--	--

--	--	--

50

--	--	--	--

51

--	--	--	--	--	--

--	--	--	--	--	--	--	--	--	--

52

196

--	--	--

53

		+ -					
	184,000,000.00			110,400,000.00		110,400,000.00	294,400,000.00

2018	2018	2018	12	31
184,000,000.00	10	3.00		
55,200,000	10	6	110,400,000.00	
294,400,000.00	110,400,000.00			

54

1

2

55

	440,474,160.10		110,400,000.00	330,074,160.10
	440,474,160.10		110,400,000.00	330,074,160.10

56

--	--	--	--	--

5

	-716,989.66	2,416,512.61				2,416,512.61		1,699,522.95
	-716,989.66	2,416,512.61				2,416,512.61		1,699,522.95
	-716,989.66	2,416,512.61				2,416,512.61		1,699,522.95

5

--	--	--	--	--

5

	20,624,148.65	12,729,870.51		33,354,019.16
	20,624,148.65	12,729,870.51		33,354,019.16

10%

12,729,870.51

60

	190,978,667.45	134,008,886.22
	190,978,667.45	134,008,886.22
	138,271,078.99	109,699,907.15
	12,729,870.51	7,190,125.92
	55,200,000.00	45,540,000.00
	261,319,875.93	190,978,667.45

- 1)
- 2)
- 3)
- 4)
- 5)

61

	991,761,158.38	700,353,795.59	983,270,699.72	701,387,225.03
	31,701,683.44	30,695,234.18	34,631,724.63	33,150,965.69
	1,023,462,841.82	731,049,029.77	1,017,902,424.35	734,538,190.72

62

	3,633,721.66	3,520,404.17
	2,012,974.98	1,955,092.77
	887,168.35	790,951.83
	300,376.47	372,805.11
	321,605.44	516,554.57

	1,341,983.29	1,318,582.58
	745.29	
	1,404.96	2,413.52
	8,499,980.44	8,476,804.55

63

	15,177,241.43	13,652,207.36
	10,490,504.73	9,189,883.84
	8,030,187.23	9,871,877.47
	4,933,084.72	4,049,135.54
	3,029,166.58	3,722,084.33
	1,622,046.51	2,180,002.75
	742,012.90	1,113,576.09
	1,071,295.18	996,025.10
	1,338,142.22	2,330,356.25
	46,433,681.50	47,105,148.73

64

	43,026,946.62	44,969,096.32
	5,119,332.05	4,697,504.68
	4,873,463.76	4,169,134.41
	3,189,731.36	2,667,895.97
	1,818,844.49	2,905,832.19
	1,090,531.75	1,669,843.10
	758,333.29	1,014,512.67
	460,598.44	664,276.77
	2,578,021.47	4,143,866.79
	62,915,803.23	66,901,962.90

65

	40,110,963.17	30,998,427.60
	10,924,068.94	9,351,724.71
	1,836,735.06	1,617,918.43
	449,154.02	1,126,226.52
	53,320,921.19	43,094,297.26

66

		2,350,461.05
	-15,147,513.860	-821,504.74
	-3,790,894.23	-10,986,763.28
	592,121.52	367,189.07
	-18,346,286.58	-9,090,617.90

6

	16,069,002.00	2,276,237.86
	113,663.30	215,264.31

6

	89,050.00	
	293,857.22	327,486.63
	-21,961.37	

	360,945.85	327,486.63
--	------------	------------

6

--	--	--

0

	525,900.00	
	525,900.00	
	525,900.00	

1

	1,034,660.35	
	1,034,660.35	

2

		-1,718,350.15
	-1,595,823.41	-2,138,914.43
	-1,595,823.41	-3,857,264.58

3

	74,559.84	-247,891.42

4

	1,605,737.82	2,340,000.00	1,605,737.82
	235,319.78	218,437.46	235,319.78
	165,922.49	23,754.80	165,922.49
	4,783.87	833.47	4,783.87
	138,837.05	32,024.68	138,837.05
	2,150,601.01	2,615,050.41	2,150,601.01

									/
--	--	--	--	--	--	--	--	--	---

5

	338,044.64	1,273,609.31	338,044.64
	29,910.51	3,077.29	1,351.51
	11,740.25	289.89	11,740.25
	379,695.40	1,276,976.49	379,695.40

6

1

	18,890,448.81	17,088,083.28
	781,998.01	140,554.38
	19,672,446.82	17,228,637.66

2

	157,943,525.81
/	23,691,528.87
	825,827.09
	-320,133.29
	285,943.10
	-2,221.90
	1,276,448.92
	-5,609,126.69
	-475,819.28
	19,672,446.82

()24

1

	1,569,000,000.00	
	19,562,573.93	14,536,750.02
	15,147,513.86	821,504.74
	17,674,739.82	4,831,502.17
	1,389,062.74	628,205.02
	644,923.39	

	1,161,954.49	451,670.54
	1,624,580,768.23	21,269,632.49

2

	1,411,000,000.00	348,000,000.00
	14,591,610.75	17,955,111.60
	51,817,146.21	53,916,280.07
	1,031,998.97	1,389,062.74
	318,262.79	774,188.74
	1,478,759,018.72	422,034,643.15

3

	4,997,298.96	
	4,997,298.96	

4

	4,217,700.00	2,805,138.00
		2,174,261.76
	4,217,700.00	4,979,399.76

5

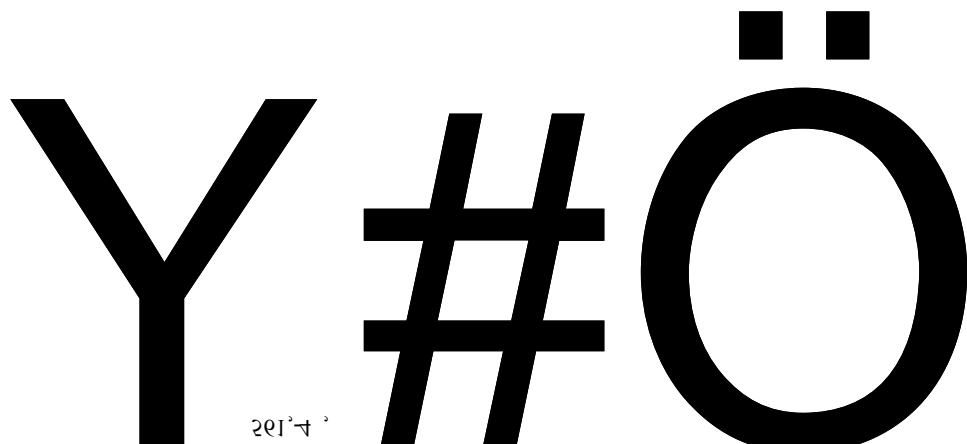
--	--	--

6

	132,252.26	
		22,411,745.49
	21,961.37	
	154,213.63	22,411,745.49

1

1	--	--
	138,271,078.99	109,699,907.15
	561,163.06	3,857,264.58
	28,759,660.36	25,288,973.58
	1,983,323.53	1,542,830.44
	13,000,740.76	14,68-



2	--	--
3	--	--
	260,779,824.27	112,717,512.01
	112,717,512.01	97,759,376.78
	148,062,312.26	14,958,135.23

2

	--
	--
	--

3

	--
	--
	--

4

	260,779,824.27	112,717,512.01
	6,106.17	22,507.54
	260,773,718.10	112,695,004.47
	260,779,824.27	112,717,512.01

	48,101,651.45	45,159,403.99

	41,555,254.23	41,118,179.89
	6,546,397.22	4,041,224.10

2019 12 31

190,000,000.00

1,727,897.25

1,031,998.97

0

1

	192,759,896.22	
	908,751.91	
	17,466,833.27	
	6,114,981.28	
	217,250,462.68	--

2

1

	--	--	207,720,647.86
	19,122,933.31	6.9762	133,405,407.38
	8,155.73	7.8155	63,741.11
	830,722.53	0.8958	744,144.63
	45,606.00	0.0641	2,922.71
	92,506.98	5.1739	478,621.75
	242,562,256,526.00	0.00030106	73,025,792.95
	--	--	196,842,524.56
	28,155,242.62	6.9762	196,416,603.57
	54,496.96	7.8155	425,920.99

	--	--	
			51,829.49
	7,701.64	5.1739	39,847.50
	39,800,000.00	0.00030106	11,981.99
			32,279,360.65
	2,812,970.62	6.9762	19,623,845.64
	1,609.15	5.1739	8,325.58
	42,009,546,364.00	0.00030106	12,647,394.03
			447,665.40
	32,387.55	6.9762	225,942.02
	736,475,671.00	0.00030106	221,723.37

2

C		

3

4

1

--	--	--	--

-	1,645,457.67		148,091.19
	13,540,000.00		13,540,000.00
	1,500,000.00		1,500,000.00
	690,000.00		690,000.00
	478,300.00		478,300.00
	415,200.00		415,200.00
	300,000.00		300,000.00
2108	300,000.00		300,000.00
	345,502.00		345,502.00
	105,737.82		105,737.80

2

17,822,831.01

148,091.19

5

1

1

--	--	--	--	--	--	--	--	--

2

--	--

3

4

5

6

1.

		2019 3	67,161,006.10	100.00%

2.

		2019 5	38,950,755.69	4,108,944.96

2

1

--	--	--	--	--	--	--	--	--

2

--	--

3

3

4

5

6

1

1

				100.00%		
				75.00%	25.00%	
				100.00%		
				100.00%		
				100.00%		
				100.00%		
				100.00%		
C				100.00%		
					100.00%	

2

--	--	--	--	--	--

3

2

4

5

2

	/	/

3

	/	/

4

	/	/
	--	--
	--	--
	--	--
	--	--

5

6

--	--	--	--

4

				/
--	--	--	--	---

--	--	--	--	--	--

5

6

()

1.

1)

2)

2.

(

)

3. 4 6

4.

(1)

(2)

/

2019

12 31 55.66%(2018 12 31 58.44%)

()

			1	1-3	3
	7,820,346.39	7,820,346.39	7,820,346.39		
	160,895,800.21	160,895,800.21	160,895,800.21		
	3,700,954.36	3,700,954.36	3,700,954.36		
	172,417,100.96	172,417,100.96	172,417,100.96		

()

			1	1-3	3
	18,329,085.52	18,329,085.52	18,329,085.52		
	157,348,866.43	157,348,866.43	157,348,866.43		
	3,288,887.51	3,288,887.51	3,288,887.51		
	178,966,839.46	178,966,839.46	178,966,839.46		

()

4

5

6

1

			100	24.54%	24.54%
()			4,857.301	13.88%	13.88%

100.00%

24.54 %

86.49%

()

13.88% , ,

2

3

--	--

4

5

1

/

		148,962.00	400,000.00		4,960.00
		0.00	500,000.00		444,283.04
		0.00	0.00		1,775.86

/

		0.00	467,740.17
		0.00	39,677.41

2

/

/

/

/	/	/	/	/	/	/
---	---	---	---	---	---	---

/

/

/	/	/	/	/	/	/
---	---	---	---	---	---	---

/

3

--	--	--	--

		152,055.00	
		126,712.50	

4

--	--	--	--	--

	150,000,000.00	2017 08 07	2020 08 07	
	30,000,000.00	2017 08 07	2020 08 07	

2019 12 31

7,820,346.39

5

6

		480,010.00	
		2,246,000.00	
		8,723,460.00	

		6,685,513.00	5,554,670.00

6

1

2

		21,110.39	21,110.39

1

2

3

4

5

1

2

1

2

3

1

--	--	--	--

2

	35,328,000.00
	35,328,000.00

3

4

1

1

--	--	--	--

6

1

	1,502,207.54	0.88%	1,502,207.54	100.00%		1,502,207.54	0.88%	1,502,207.54	100.00%	
	168,343,171.78	99.12%	654,138.33	0.39%	167,689,033.45	180,223,538.22	99.17%	1,082,077.26	0.60%	179,141,460.96
	169,845,379.32	100.00%	2,156,345.87	1.27%	167,689,033.45	181,725,745.76	100.00%	2,584,284.80	1.42%	179,141,460.96

1,502,207.54

	1,502,207.54	1,502,207.54	100.00%	
	1,502,207.54	1,502,207.54	--	--

654,138.33

	107,405,632.18		
	60,937,539.60	654,138.33	1.07%
	168,343,171.78	654,138.33	--

3	53,405,787.37	267,028.94	0.50%
3-6	7,489,665.14	374,483.26	5.00%
6-12	42,087.09	12,626.13	30.00%
	60,937,539.60	654,138.33	--

1	1	163,530,510.59
1	2	3,195,518.73
2	3	3,119,350.00
		169,845,379.32

2

	1,502,207.54				1,502,207.54
	1,082,077.26		416,384.11	11,554.82	654,138.33
	2,584,284.80		416,384.11	11,554.82	2,156,345.87

	11,554.82	

3

--	--

--	--	--	--	--	--

4

	97,999,635.48	57.70%	
	22,353,218.85	13.16%	111,766.09
	7,050,477.90	4.15%	
1	6,910,480.09	4.07%	134,003.00
	4,213,881.11	2.48%	21,069.41
	138,527,693.43	81.56%	

5

6

2

--	--	--	--	--

3

2

1

()		
	2,245,472.07	
		5,245,472.07
	2,245,472.07	5,245,472.07

2

1

()				
-----	--	--	--	--

3

3

1

		2,245,472.07	5,245,472.07
--	--	--------------	--------------

		230,000.00
	5,445,517.37	12,082,214.64

2

		12	()	()	
2019	1 1				40,225.69
2019	1 1				
					39,125.69
2019	12 31		1,100.00		1,100.00

1	1		3,178,045.30
1	2		5,000.00
2	3		17,000.00
			3,200,045.30

3

	40,225.69	-39,125.69			1,100.00
	40,225.69	-39,125.69			1,100.00

--	--	--

4

--	--

--	--	--	--	--	--

5

		1,960,345.30	3	61.26%	
		885,600.00	3	27.67%	
		332,100.00	6-12	10.38%	
		13,000.00		0.41%	650.00
		5,000.00		0.16%	250.00
		4,000.00	24	0.12%	200.00
	--	3,200,045.30	--	100.00%	1,100.00

6

--	--	--	--	--

3

	375,835,619.44	9,301,920.39	366,533,699.05	214,516,619.44	9,301,920.39	205,214,699.05
	375,835,619.44	9,301,920.39	366,533,699.05	214,516,619.44	9,301,920.39	205,214,699.05

1

	()					()	
	24,779,423.07					24,779,423.07	
	26,181,090.14					26,181,090.14	
	9,241,632.47		9,241,632.47				
	17,217,452.52	9,241,632.47				26,459,084.99	
	79,480,665.52					79,480,665.52	
	7,444,112.89					7,444,112.89	
	39,467,197.70	137,601,000.00				177,068,197.70	
	8,548.98					8,548.98	
C	1,394,575.76	23,718,000.00				25,112,575.76	9,301,920.39
	205,214,699.05	170,560,632.47	9,241,632.47			366,533,699.05	9,301,920.39

2

	()								()	

3

4

	556,687,130.82	389,197,948.74	562,734,232.49	405,722,294.10
	18,423,584.76	17,945,473.38	22,730,099.36	21,751,783.43
	575,110,715.58	407,143,422.12	585,464,331.85	427,474,077.53

5

	26,684,332.16	
	222,377.51	327,486.63
	89,050.00	
	26,995,759.67	327,486.63

6

1

	-97,562.31	
	17,936,494.31	

	293,857.22	
	592,988.63	
	337,289.94	
	2,862,399.00	
	3,204,340.11	
	18,721,126.68	--

1

1

2



/

4

2019